



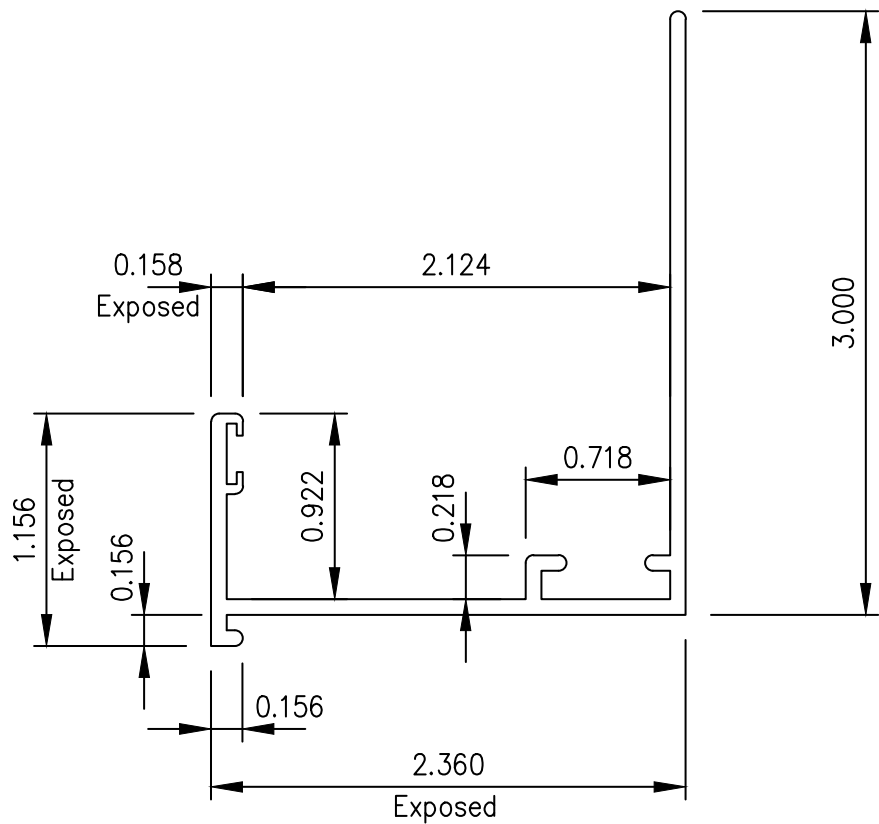
EXTRUDED ALUMINUM TRIM GUIDE



TABLE OF CONTENTS

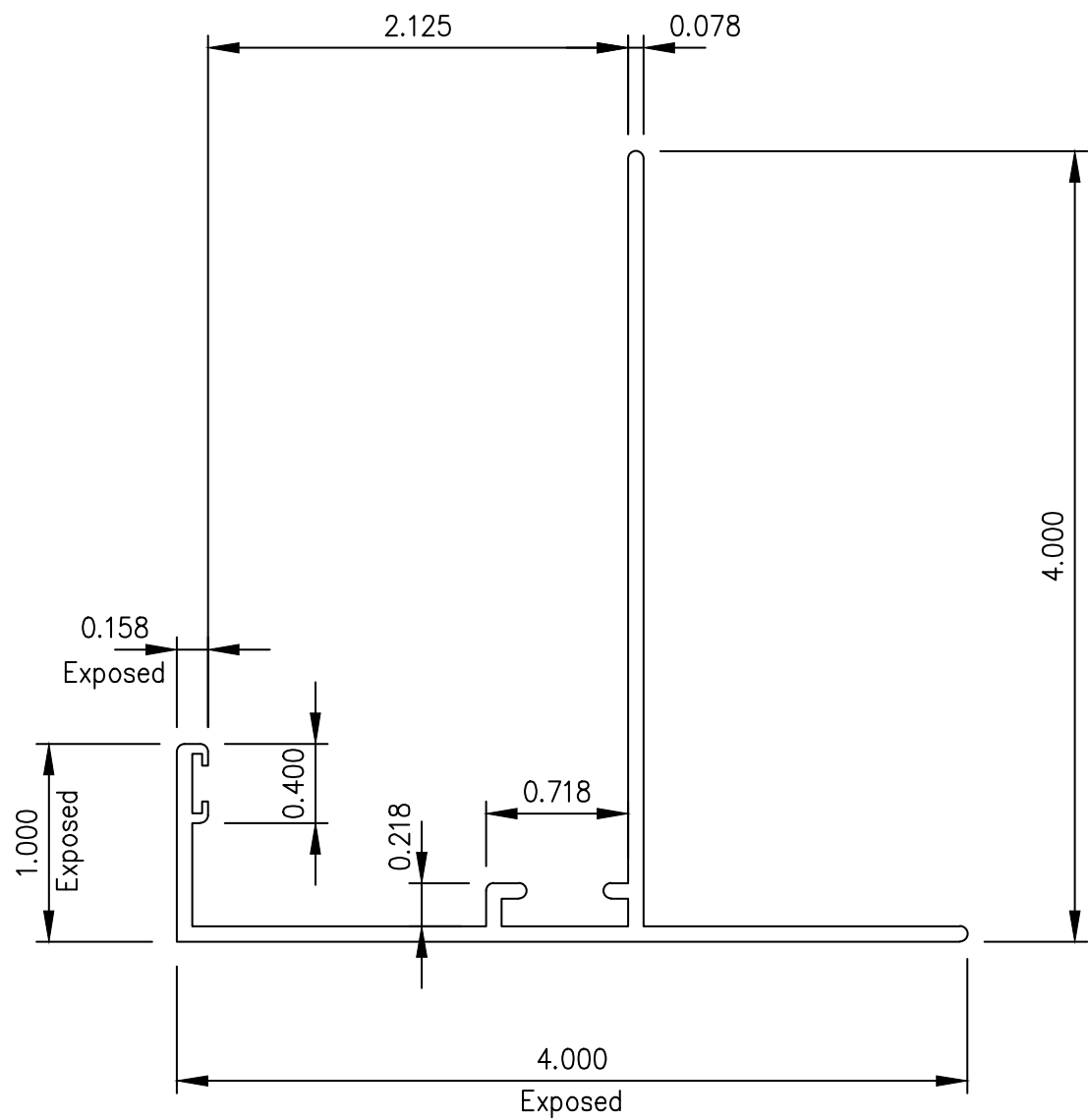
Description	Part	Page
2" Extrusions		4-17
2" Base/Head Extrusion	9405ANC	4
2" Base/Soffit Extrusion	9414ANC	5
2" Lap Strip - Base/Head - - (Use with 9405ANC and 9404ANC) . . .	9497ANC	6
2" Horizontal Base/Head Extrusion	9471ANC	7
2" Horizontal Base/Head Lap Strip	9502ANC	8
2" Horizontal Base/Head/Soffit Extrusion	9479ANC	9
2" Male Corner Extrusion - (Reversible)	9425ANC	10
2" Female Corner Extrusion - (Reversible)	9438ANC	11
2" Female Jamb Extrusion	9420ANC	12
2" Sill Extrusion	9413ANC	13
2" Sill Extrusion Lap Strip - - (Use with 9413ANC)	9505ANC	14
2" Male Vertical H-Joint Extrusion	9445ANC	15
2" Female Vertical H-Joint Extrusion	9450ANC	16
2" Stack Joint Extrusion	9455ANC	17
 2.5" Extrusions		 18-28
2.5" Base/Head Extrusion	9406ANC	18
2.5" Base/Head Lap Strip - - (Use with 9406ANC)	9500ANC	19
2.5" Horizontal Base/Head Extrusion	9472ANC	20
2.5" Horizontal Base/Head Lap Strip	9503ANC	21
2.5" Horizontal Base/Head/Soffit Extrusion	9478ANC	22
2.5" Horizontal Male Corner Extrusion - (Reversible)	9425ANC	23
2.5" Female Corner Extrusion - (Reversible)	9437ANC	24
2.5" Female Jamb Extrusion	9421ANC	25
2.5" Sill Extrusion	9413ANC	26
2.5" Sill Lap Strip - (Use with 9413ANC)	9505ANC	27
2.5" Stack Joint Extrusion	9456ANC	28

Description	Part	Page
3" Extrusions		29-40
3" Base/Head Extrusion	9407ANC	29
3" Base/Head Lap Strip - (Use with 9407ANC)	9501ANC	30
3" Horizontal Base/Head Extrusion	9473ANC	31
3" Horizontal Base/Head Lap Strip	9504ANC	32
3" Horizontal Base/Head/Soffit Extrusion	9477ANC	33
3" Male Corner Extrusion - (Reversible)	9429ANC	34
3" Female Corner Extrusion - (Reversible)	9436ANC	35
3" Female Jamb Extrusion	9422ANC	36
3" Sill Extrusion	9412ANC	37
3" Sill Lap Strip - (Use with 9412ANC)	9506ANC	38
3" Stack Joint Extrusion	9458ANC	39
3" Female Vertical H-Joint Extrusion	9446ANC	40
 4" Extrusions		 41-51
4" Base/Head Extrusion	9404ANC	41
4" Base/Head Lap Strip	9490ANC	42
4" Horizontal Base/Head Extrusion	9474ANC	43
4" Horizontal Base/Head Lap Strip	9507ANC	44
4" Horizontal Base/Head/Soffit Extrusion	9475ANC	45
4" Male Corner Extrusion - (Reversible)	9429ANC	46
4" Female Corner Extrusion - (Reversible)	9434ANC	47
4" Female Jamb Extrusion	9423ANC	48
4" Sill Extrusion	9412ANC	49
4" Sill Lap Strip - (Use with 9412ANC)	9506ANC	50
4" Stack Joint Extrusion	9459ANC	51
 2", 2.5", 3", 4" Extrusions		 52-57
2", 2.5", 3", 4" Male Jamb Extrusion	9415ANC	52
2", 2.5", 3", 4" Parapet Extrusion	9428ANC	53
2", 2.5", 3", 4" Soffit Reveal Extrusion	9476ANC	54
2", 2.5", 3", 4" Top Hat Extrusion	9447ANC	55
2", 2.5", 3", 4" Flush Insert Extrusion - (Option: Use with 9447ANC)	9448ANC	56
2", 2.5", 3", 4" Recessed Insert Extrusion - (Option: Use with 9447ANC)	9449ANC	57
 Extrusions Accessories		 58-59
Extruded Aluminum Splice Bar	9495ANC	58
EPDM Recessed Gasket - (Option: Use with 9447ANC)	7709NBK	59
Wiper Gasket	7800VGR	59



Note Regarding Exposed Surfaces:
Surfaces indicated as exposed are based on customarily exposed surfaces and can be modified to meet actual job requirements.

** When an Applied Finish is Required the Color Side will Receive the Applied Finish Except Where Noted NAF (No Applied Finish)				All Bends Will Be 90° Unless Otherwise Noted
WIDTH/GIRTH	THICKNESS/GAUGE	LENGTH	COLOR **	ADDITIONAL INFORMATION
		20'-0"	Varies	Met'l-Span Extruded Aluminum Vendor Item



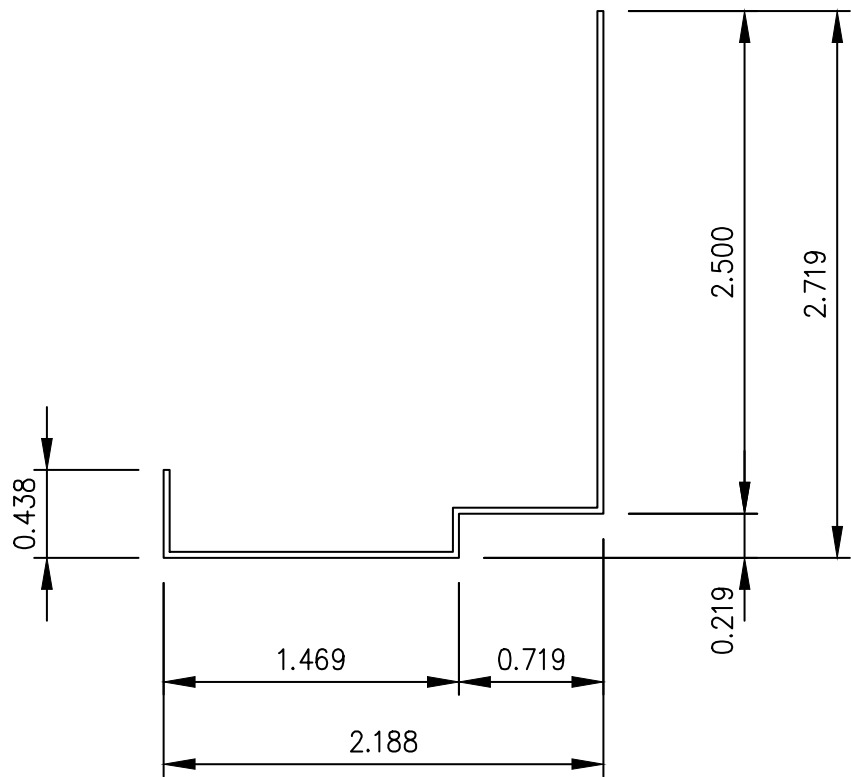
Note Regarding Exposed Surfaces:
Surfaces indicated as exposed are based on customarily exposed surfaces and can be modified to meet actual job requirements.

** When an Applied Finish is Required the Color Side will Receive the Applied Finish Except Where Noted NAF (No Applied Finish)				All Bends Will Be 90° Unless Otherwise Noted
WIDTH/GIRTH	THICKNESS/GAUGE	LENGTH	COLOR **	ADDITIONAL INFORMATION
		20'-0"	Varies	Met'I-Span Extruded Aluminum Vendor Item

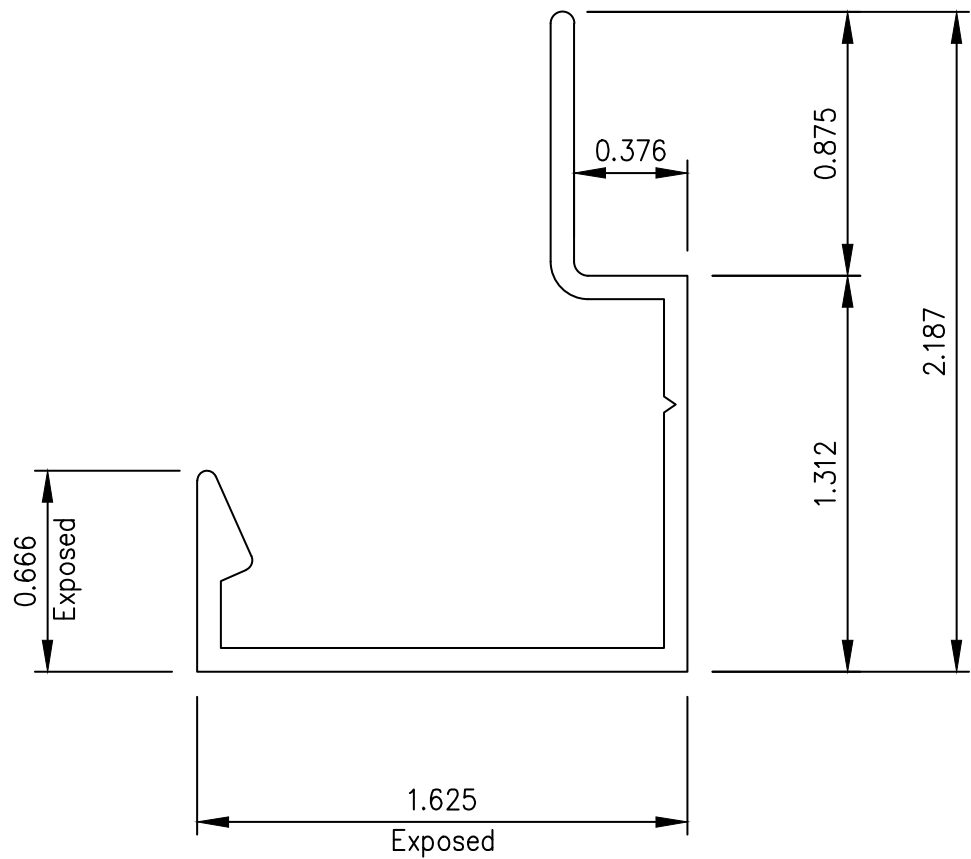
2" Lap Strip Base / Head

(Use with 9405ANC and 9404ANC)

part I 9497ANC Rev. 00 Date. DEC '19

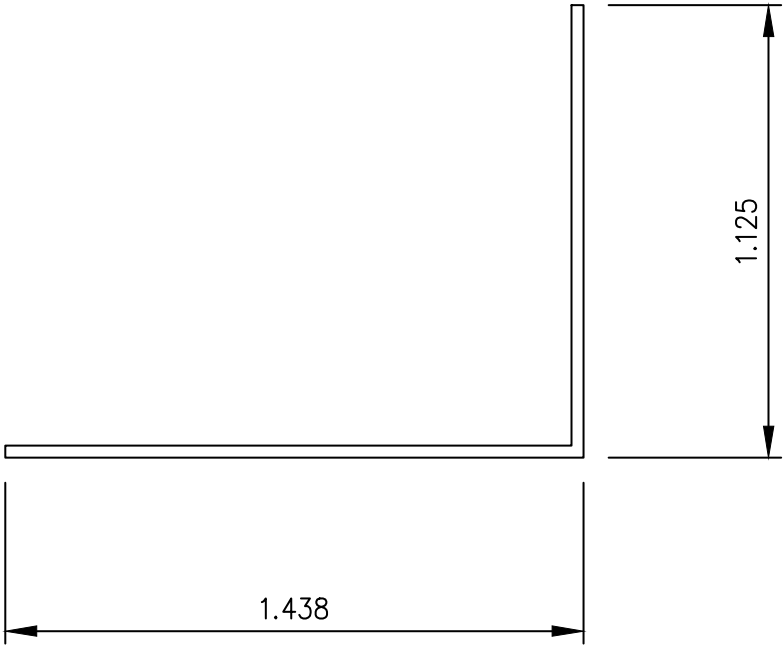


** When an Applied Finish is Required the Color Side will Receive the Applied Finish Except Where Noted NAF (No Applied Finish)				All Bends Will Be 90° Unless Otherwise Noted
WIDTH/GIRTH	THICKNESS/GAUGE	LENGTH	COLOR **	ADDITIONAL INFORMATION
		6"	Unpainted	Met'I-Span Extruded Aluminum Vendor Item

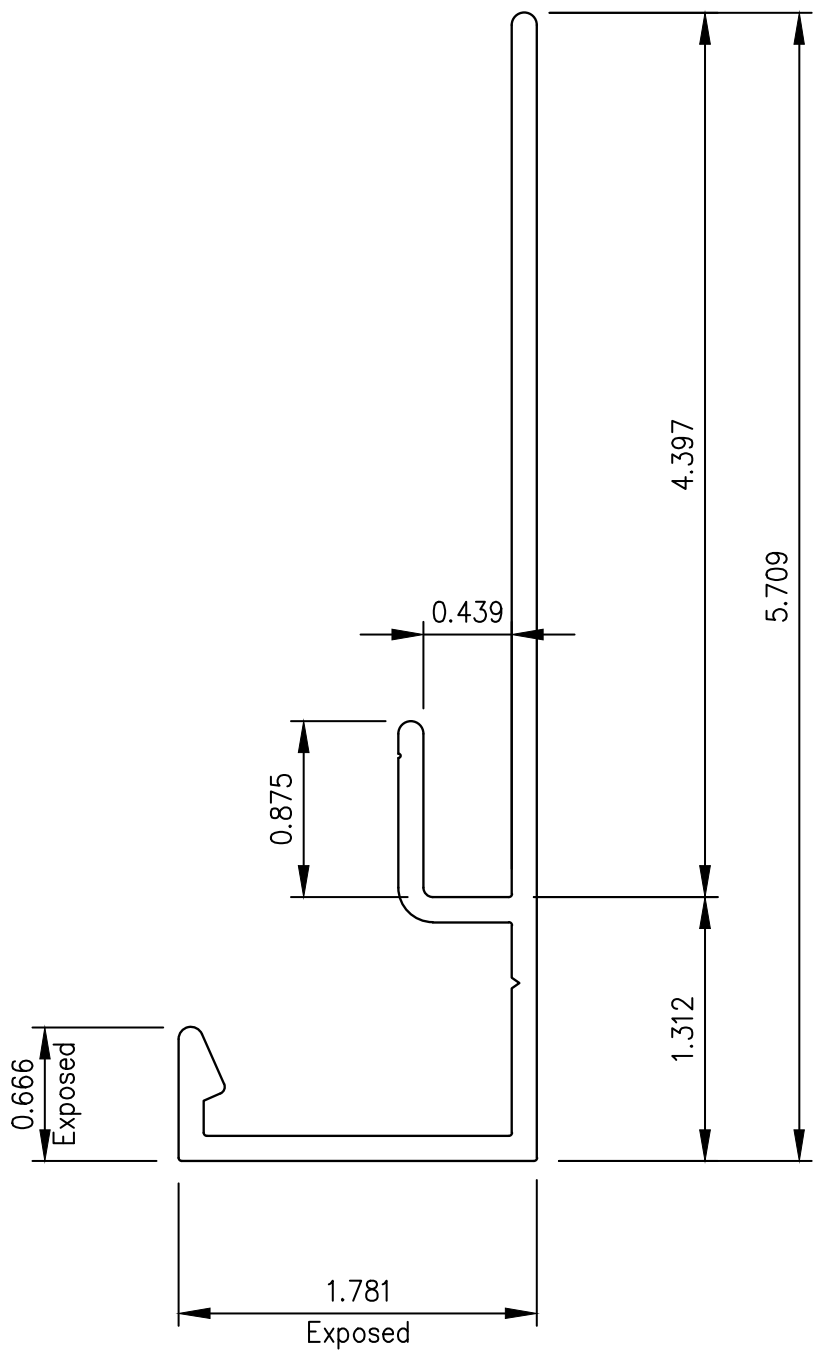


Note Regarding Exposed Surfaces:
Surfaces indicated as exposed are based on customarily exposed surfaces and can be modified to meet actual job requirements.

** When an Applied Finish is Required the Color Side will Receive the Applied Finish Except Where Noted NAF (No Applied Finish)				All Bends Will Be 90° Unless Otherwise Noted
WIDTH/GIRTH	THICKNESS/GAUGE	LENGTH	COLOR **	ADDITIONAL INFORMATION
		20'-0"	Varies	Met'I-Span Extruded Aluminum Vendor Item



** When an Applied Finish is Required the Color Side will Receive the Applied Finish Except Where Noted NAF (No Applied Finish)				All Bends Will Be 90° Unless Otherwise Noted
WIDTH/GIRTH	THICKNESS/GAUGE	LENGTH	COLOR **	ADDITIONAL INFORMATION
		6"	Unpainted	Met'I-Span Extruded Aluminum Vendor Item



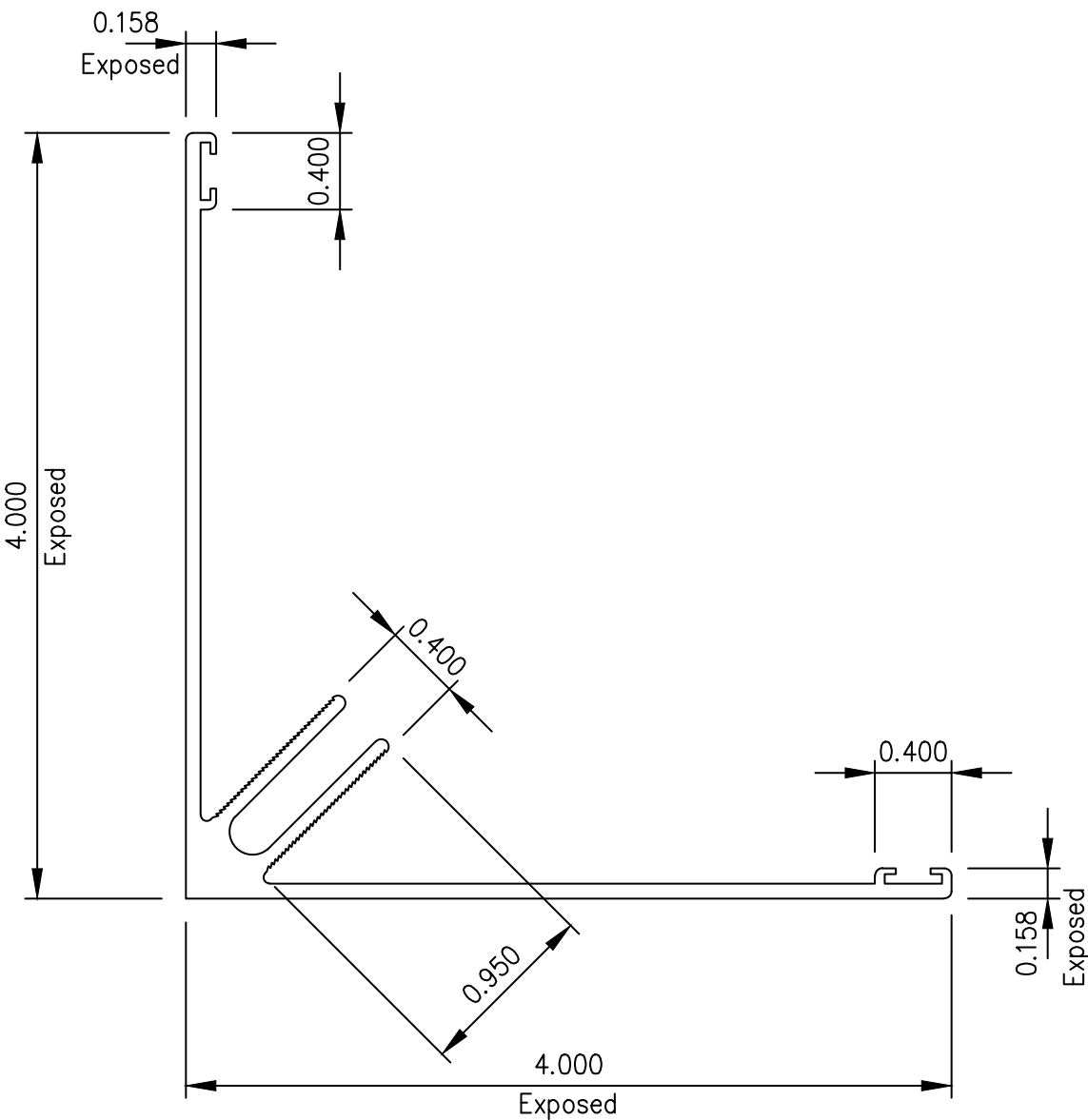
Note Regarding Exposed Surfaces:
Surfaces indicated as exposed are based on customarily exposed surfaces and can be modified to meet actual job requirements.

** When an Applied Finish is Required the Color Side will Receive the Applied Finish Except Where Noted NAF (No Applied Finish)				All Bends Will Be 90° Unless Otherwise Noted
WIDTH/GIRTH	THICKNESS/GAUGE	LENGTH	COLOR **	ADDITIONAL INFORMATION
		20'-0"	Varies	Met'l-Span Extruded Aluminum Vendor Item

2" Male Corner Extrusion

(Reversible)

part I 9425ANC
Rev. 00
Date. DEC '19



Note Regarding Exposed Surfaces:
Surfaces indicated as exposed are based on customarily exposed surfaces and can be modified to meet actual job requirements.

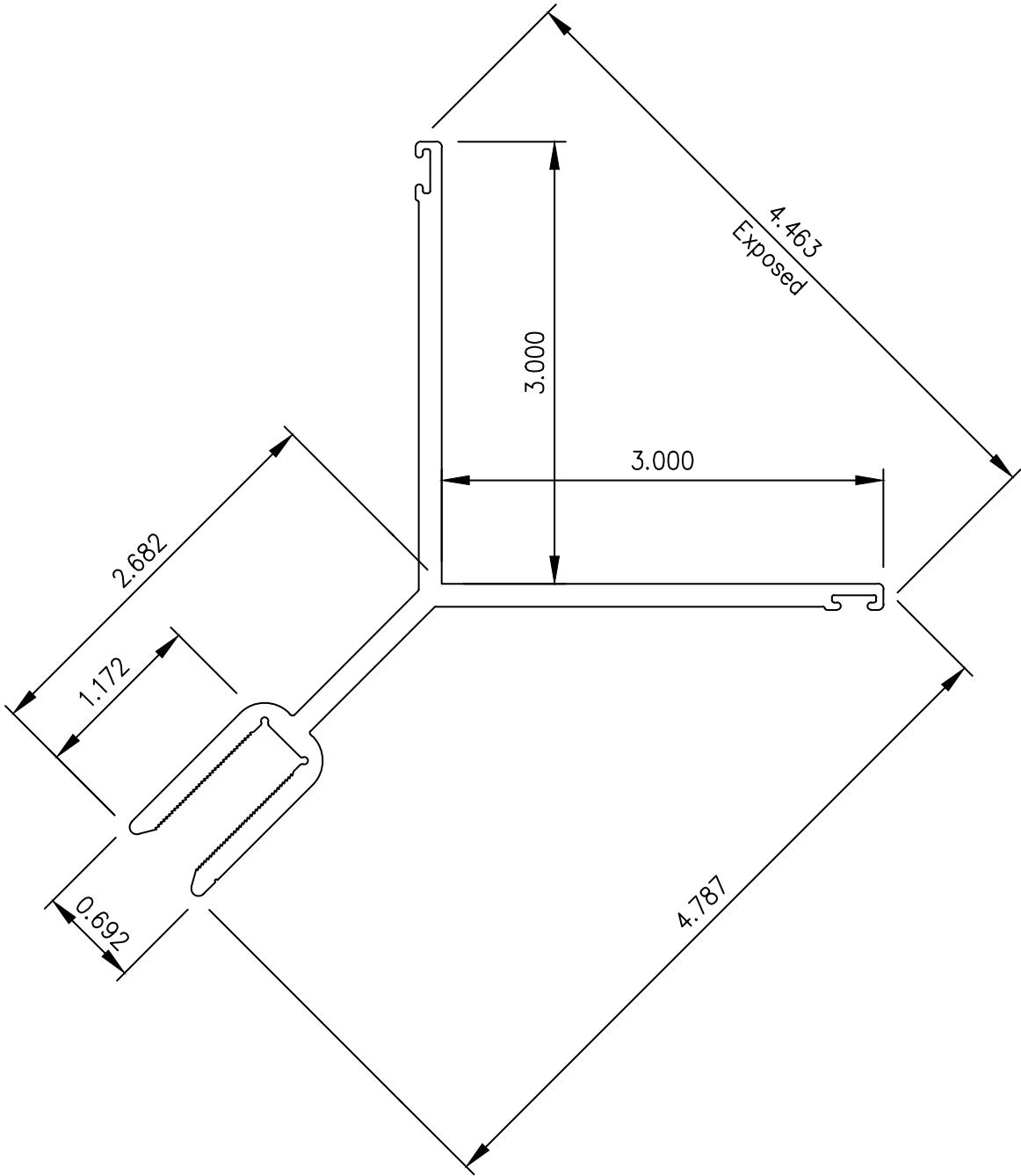
* This parts is same as 2.5" Horizontal Male Corner Extrusion

** When an Applied Finish is Required the Color Side will Receive the Applied Finish Except Where Noted NAF (No Applied Finish)				All Bends Will Be 90° Unless Otherwise Noted
WIDTH/GIRTH	THICKNESS/GAUGE	LENGTH	COLOR **	ADDITIONAL INFORMATION
		20'-0"	Varies	Met'l-Span Extruded Aluminum Vendor Item

2" Female Corner Extrusion

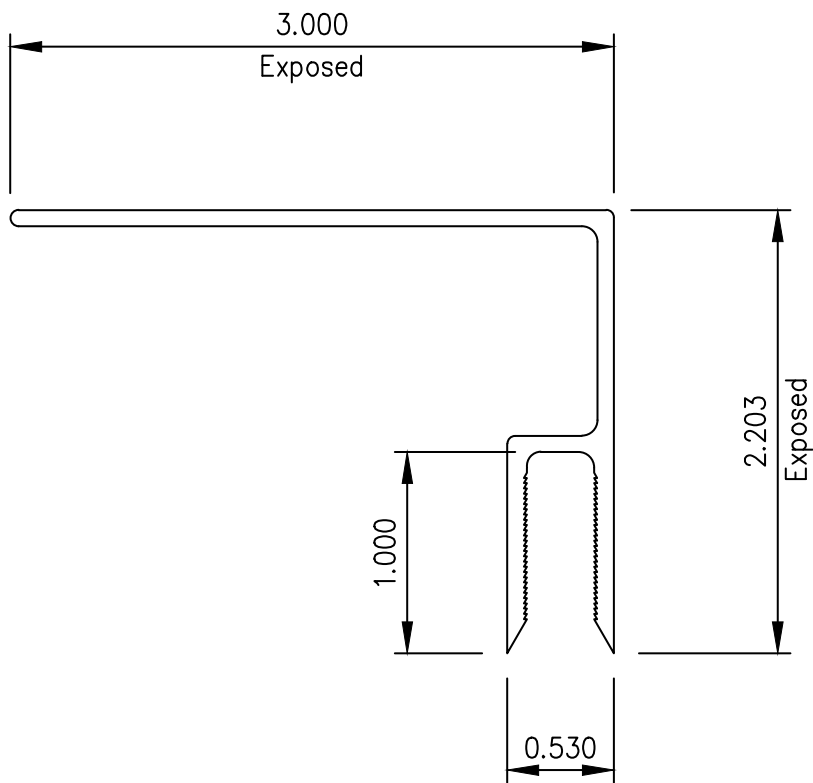
(Reversible)

part I 9438ANC
Rev. 00
Date. DEC '19



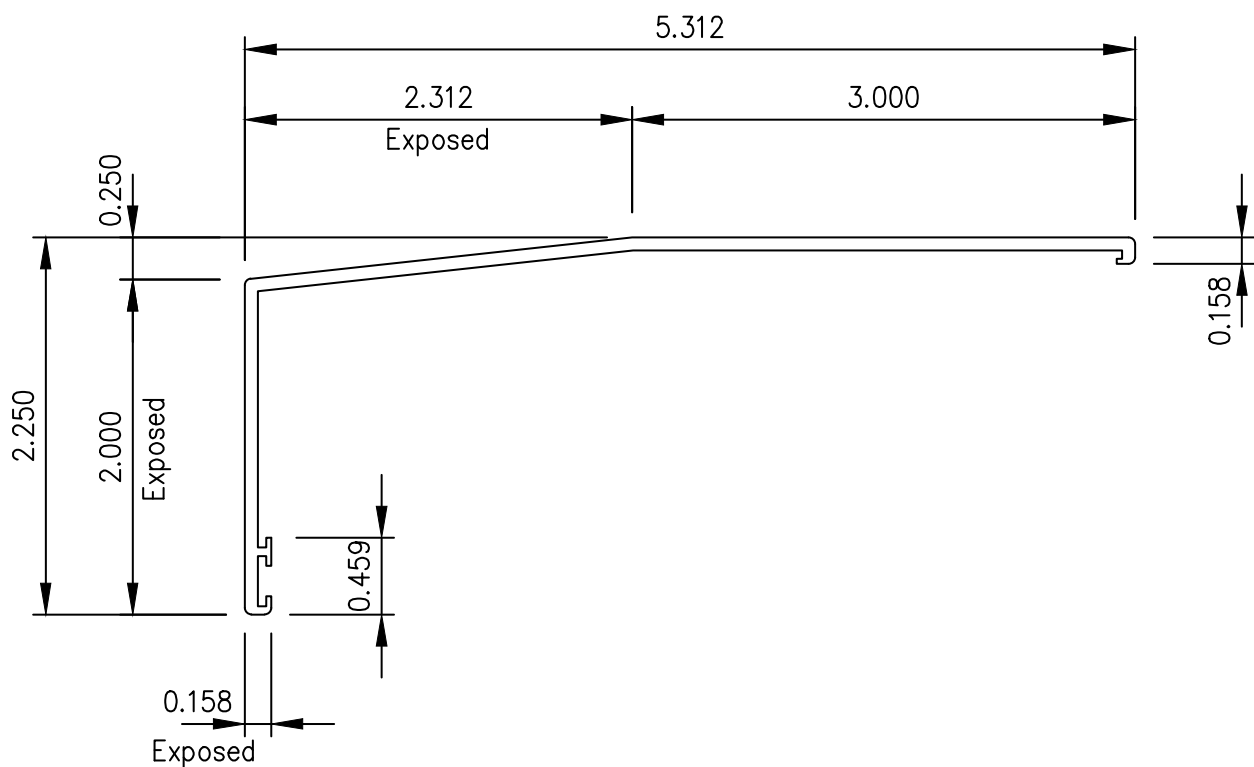
Note Regarding Exposed Surfaces:
Surfaces indicated as exposed are based on customarily exposed surfaces and can be modified to meet actual job requirements.

** When an Applied Finish is Required the Color Side will Receive the Applied Finish Except Where Noted NAF (No Applied Finish)				All Bends Will Be 90° Unless Otherwise Noted
WIDTH/GIRTH	THICKNESS/GAUGE	LENGTH	COLOR **	ADDITIONAL INFORMATION
		20'-0"	Varies	Met'l-Span Extruded Aluminum Vendor Item



Note Regarding Exposed Surfaces:
Surfaces indicated as exposed are based on customarily exposed surfaces and can be modified to meet actual job requirements.

** When an Applied Finish is Required the Color Side will Receive the Applied Finish Except Where Noted NAF (No Applied Finish)				All Bends Will Be 90° Unless Otherwise Noted
WIDTH/GIRTH	THICKNESS/GAUGE	LENGTH	COLOR **	ADDITIONAL INFORMATION
		20'-0"	Varies	Met'l-Span Extruded Aluminum Vendor Item



Note Regarding Exposed Surfaces:
Surfaces indicated as exposed are based on customarily exposed surfaces and can be modified to meet actual job requirements.

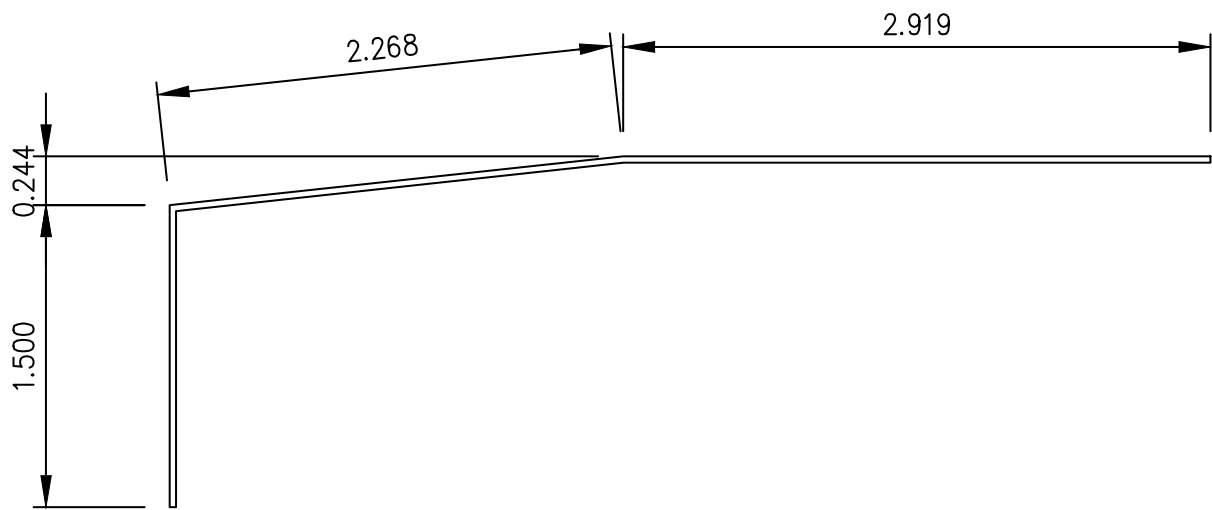
* This parts is same as 2.5" Sill Extrusion

** When an Applied Finish is Required the Color Side will Receive the Applied Finish Except Where Noted NAF (No Applied Finish)				All Bends Will Be 90° Unless Otherwise Noted
WIDTH/GIRTH	THICKNESS/GAUGE	LENGTH	COLOR **	ADDITIONAL INFORMATION
		20'-0"	Varies	Met'l-Span Extruded Aluminum Vendor Item

2" Sill Extrusion Lap Strip

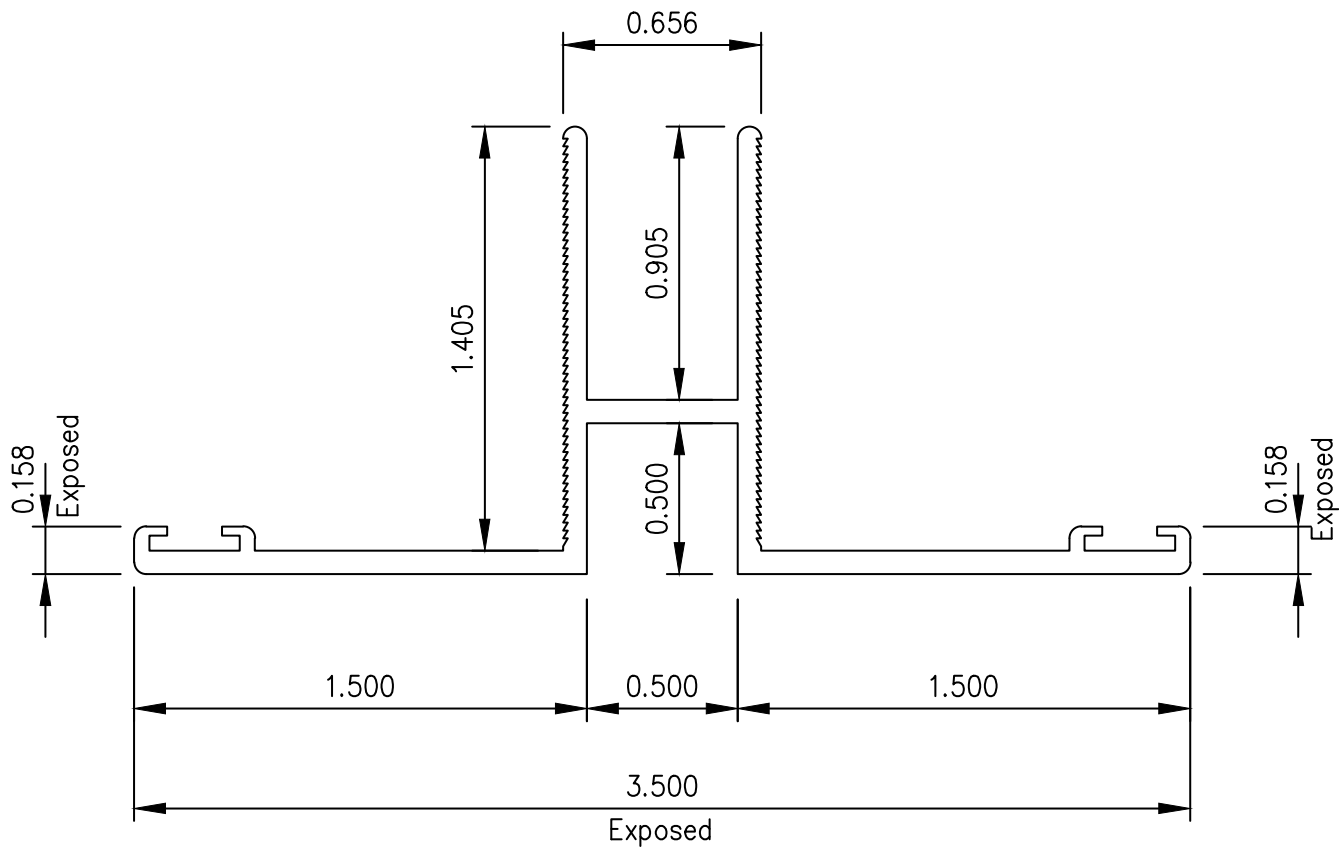
(Use with 9413ANC)

part I 9505ANC Rev. 00 Date. DEC '19



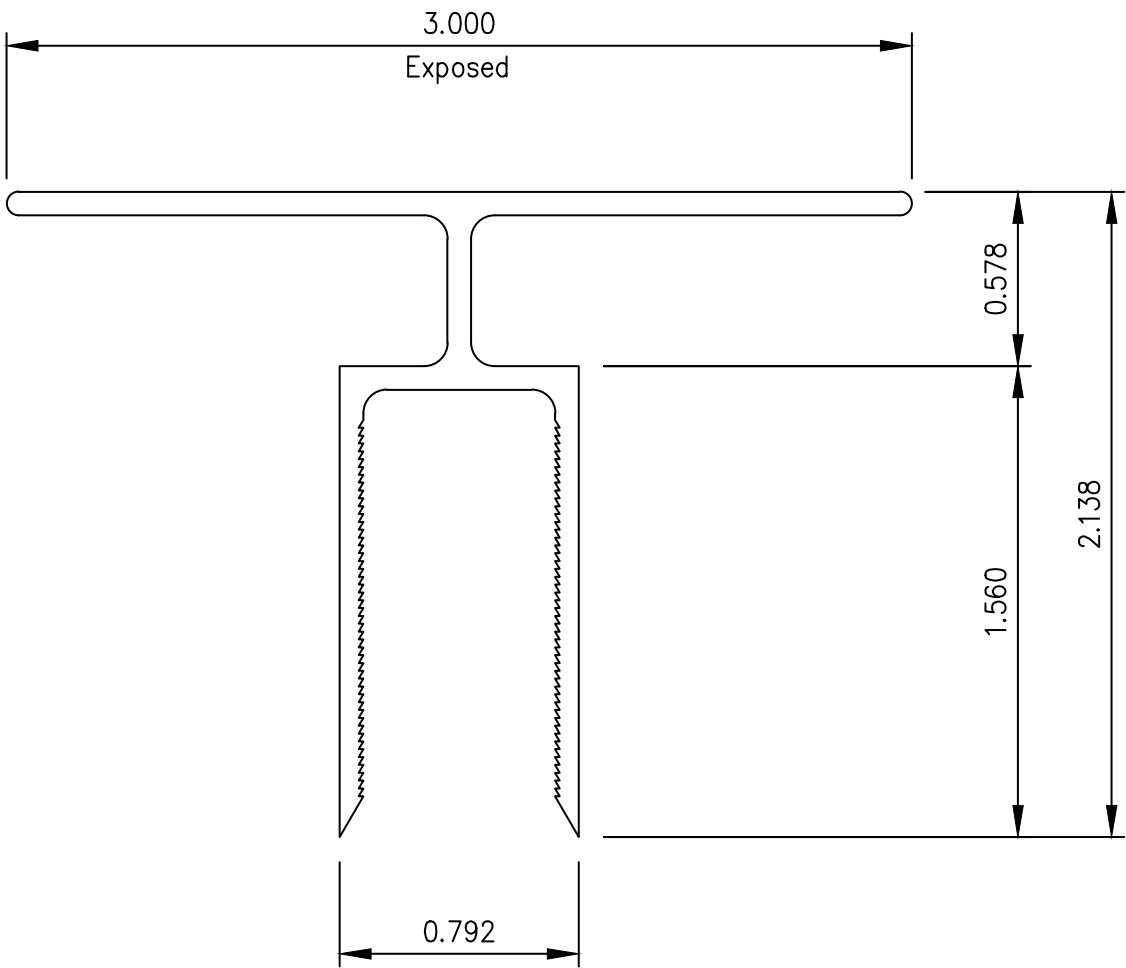
Note:
* This parts is same as 2.5" Sill Extrusion Lap Strip

** When an Applied Finish is Required the Color Side will Receive the Applied Finish Except Where Noted NAF (No Applied Finish)				All Bends Will Be 90° Unless Otherwise Noted
WIDTH/GIRTH	THICKNESS/GAUGE	LENGTH	COLOR **	ADDITIONAL INFORMATION
		6"	Unpainted	Met'l-Span Extruded Aluminum Vendor Item



Note Regarding Exposed Surfaces:
Surfaces indicated as exposed are based on customarily exposed surfaces and can be modified to meet actual job requirements.

** When an Applied Finish is Required the Color Side will Receive the Applied Finish Except Where Noted NAF (No Applied Finish)				All Bends Will Be 90° Unless Otherwise Noted
WIDTH/GIRTH	THICKNESS/GAUGE	LENGTH	COLOR **	ADDITIONAL INFORMATION
		20'-0"	Varies	Met'l-Span Extruded Aluminum Vendor Item

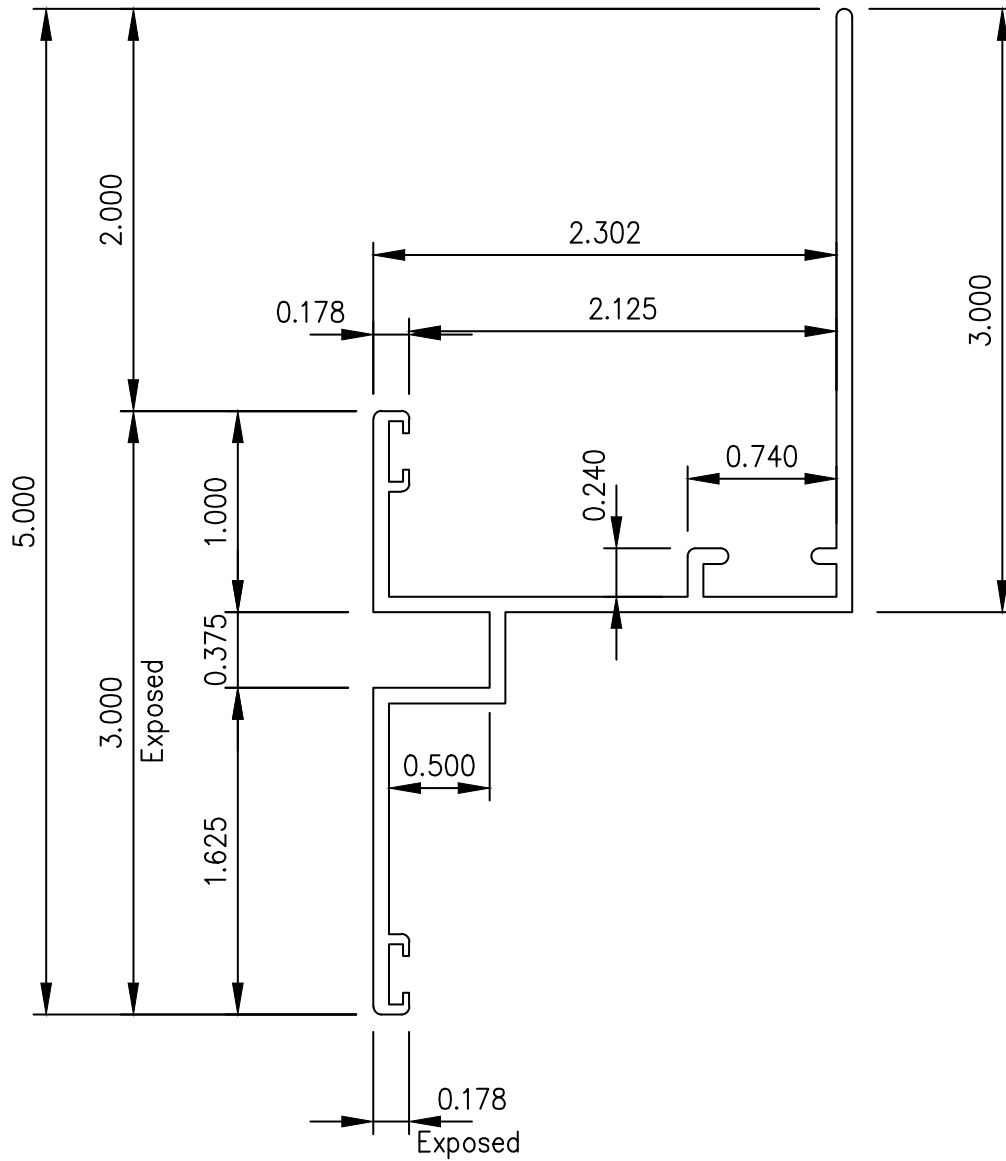


Note Regarding Exposed Surfaces:
Surfaces indicated as exposed are based on customarily exposed surfaces and can be modified to meet actual job requirements.

** When an Applied Finish is Required the Color Side will Receive the Applied Finish Except Where Noted NAF (No Applied Finish)				All Bends Will Be 90° Unless Otherwise Noted
WIDTH/GIRTH	THICKNESS/GAUGE	LENGTH	COLOR **	ADDITIONAL INFORMATION
		20'-0"	Varies	Met'l-Span Extruded Aluminum Vendor Item

2" Stack Joint Extrusion

part I 9455ANC Rev. 00 Date. DEC '19



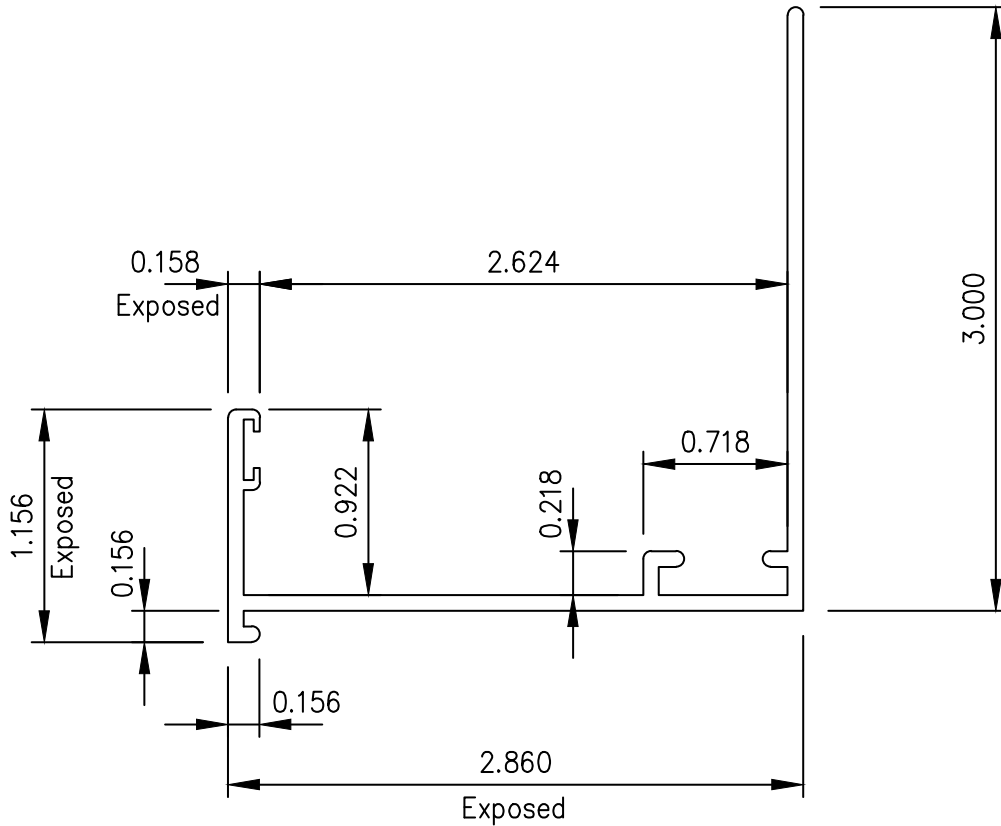
Note Regarding Exposed Surfaces:

Surfaces indicated as exposed are based on customarily exposed surfaces and can be modified to meet actual job requirements.

** When an Applied Finish is Required the Color Side will Receive the Applied Finish <u>Except Where Noted</u> NAP (No Applied Finish)				All Bends Will Be 90° Unless Otherwise Noted
WIDTH/GIRTH	THICKNESS/GAUGE	LENGTH	COLOR **	ADDITIONAL INFORMATION
		20'-0"	Varies	Met'l-Span Extruded Aluminum Vendor Item

2.5" Base / Head Extrusion

part I 9406ANC Rev. 00 Date. DEC '19



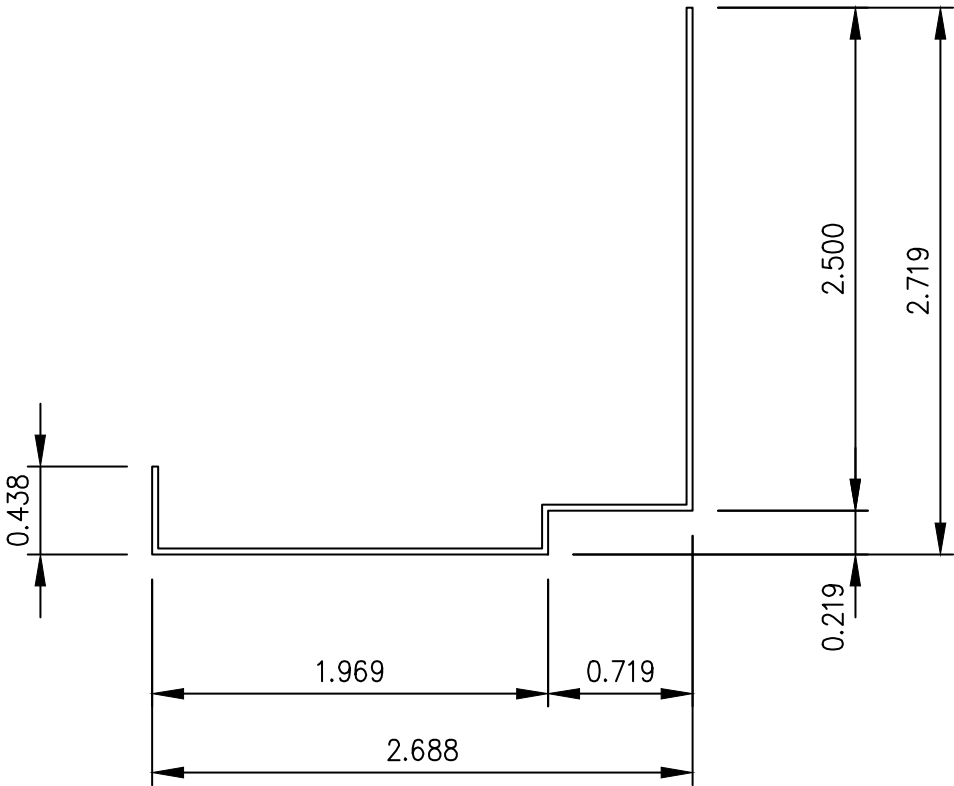
Note Regarding Exposed Surfaces:

Surfaces indicated as exposed are based on customarily exposed surfaces and can be modified to meet actual job requirements.

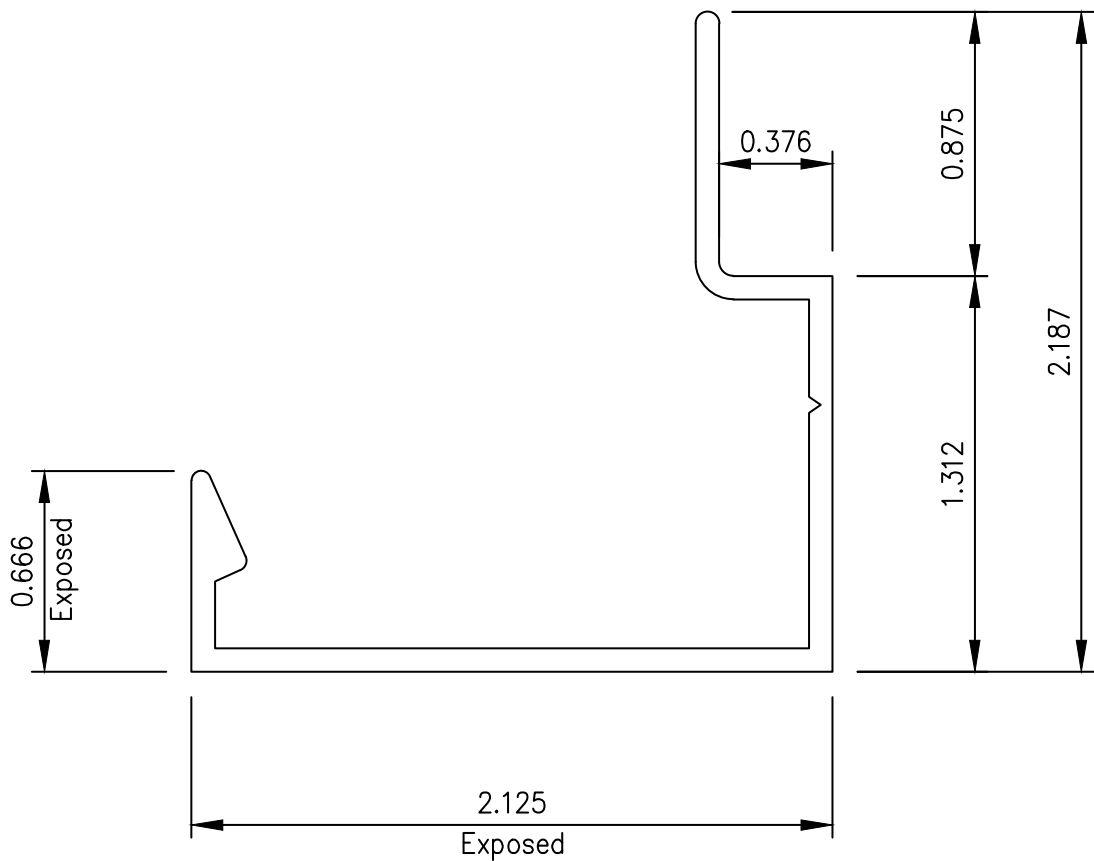
** When an Applied Finish is Required the Color Side will Receive the Applied Finish <u>Except Where Noted</u> NAP (No Applied Finish)				All Bends Will Be 90° Unless Otherwise Noted
WIDTH/GIRTH	THICKNESS/GAUGE	LENGTH	COLOR **	ADDITIONAL INFORMATION
		20'-0"	Varies	Met'l-Span Extruded Aluminum Vendor Item

2.5" Base / Head Lap Strip

(Use with 9406ANC)



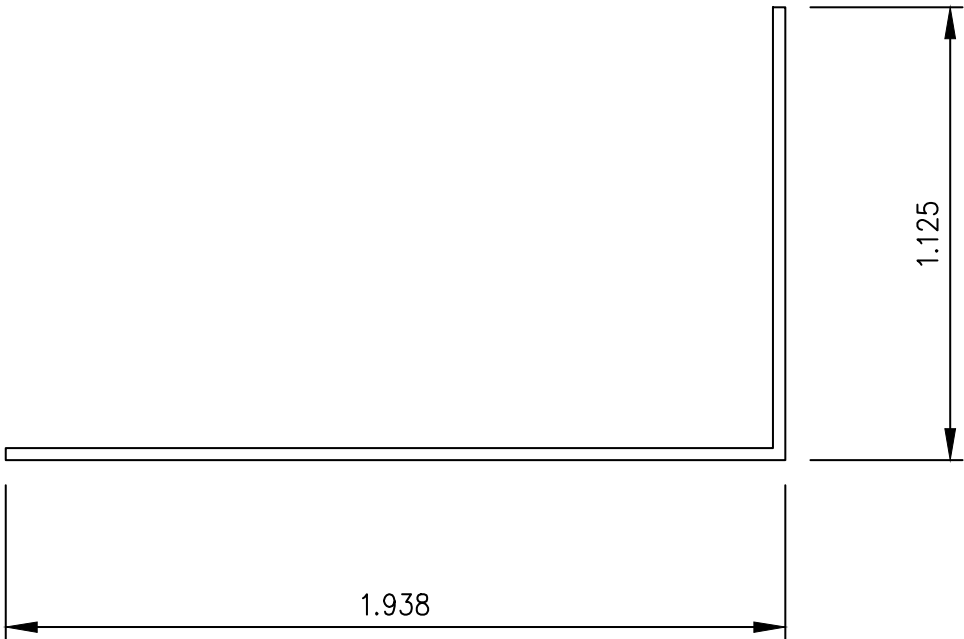
** When an Applied Finish is Required the Color Side will Receive the Applied Finish Except Where Noted NAF (No Applied Finish)				All Bends Will Be 90° Unless Otherwise Noted
WIDTH/GIRTH	THICKNESS/GAUGE	LENGTH	COLOR **	ADDITIONAL INFORMATION
		6"	Unpainted	Met'l-Span Extruded Aluminum Vendor Item



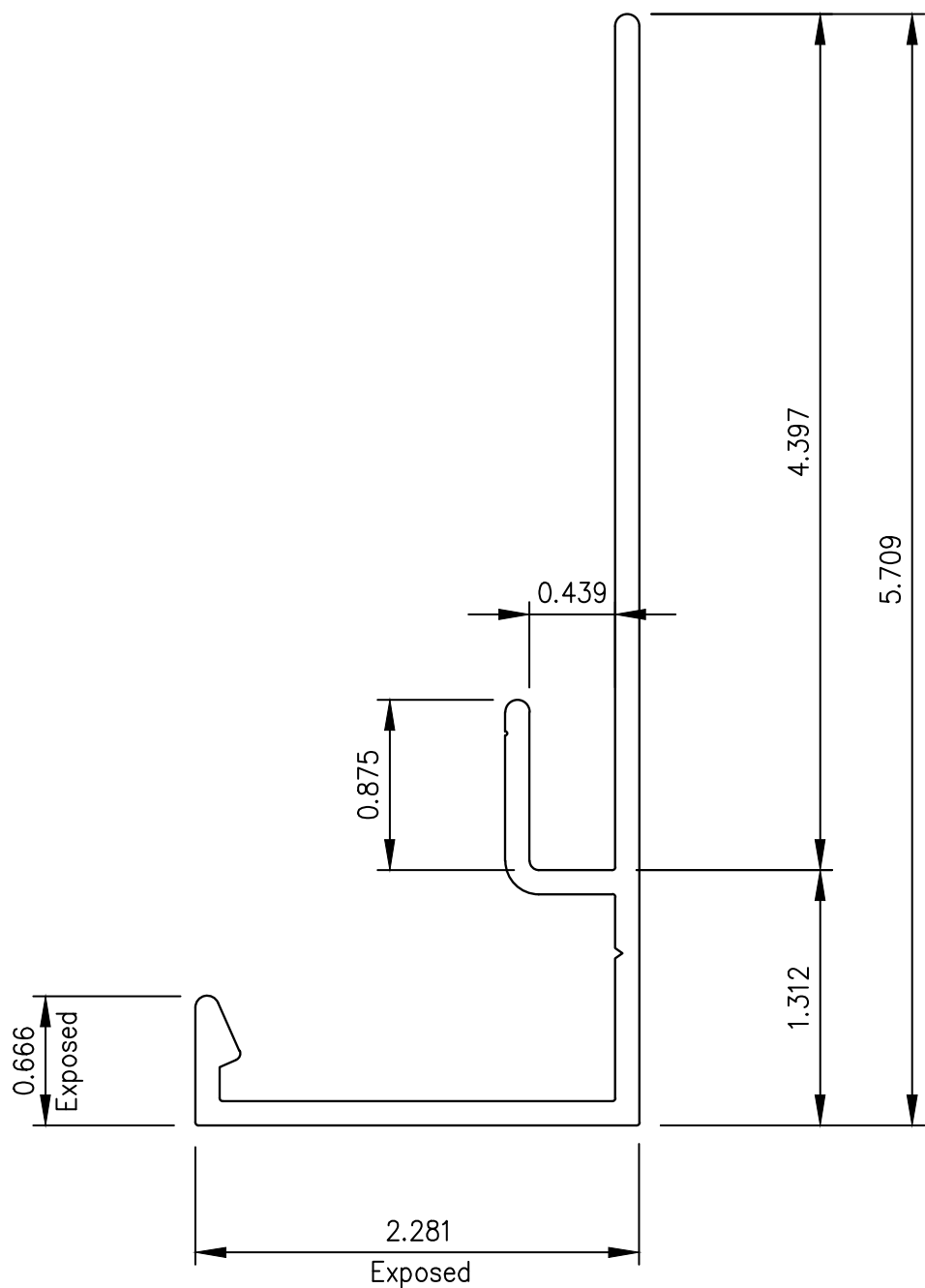
Note Regarding Exposed Surfaces:
Surfaces indicated as exposed are based on customarily exposed surfaces and can be modified to meet actual job requirements.

** When an Applied Finish is Required the Color Side will Receive the Applied Finish Except Where Noted NAF (No Applied Finish)				All Bends Will Be 90° Unless Otherwise Noted
WIDTH/GIRTH	THICKNESS/GAUGE	LENGTH	COLOR **	ADDITIONAL INFORMATION
		20'-0"	Varies	Met'I-Span Extruded Aluminum Vendor Item

2.5" Horizontal Base / Head Lap Strip



** When an Applied Finish is Required the Color Side will Receive the Applied Finish Except Where Noted NAF (No Applied Finish)				All Bends Will Be 90° Unless Otherwise Noted
WIDTH/GIRTH	THICKNESS/GAUGE	LENGTH	COLOR **	ADDITIONAL INFORMATION
		6"	Unpainted	Met'I-Span Extruded Aluminum Vendor Item



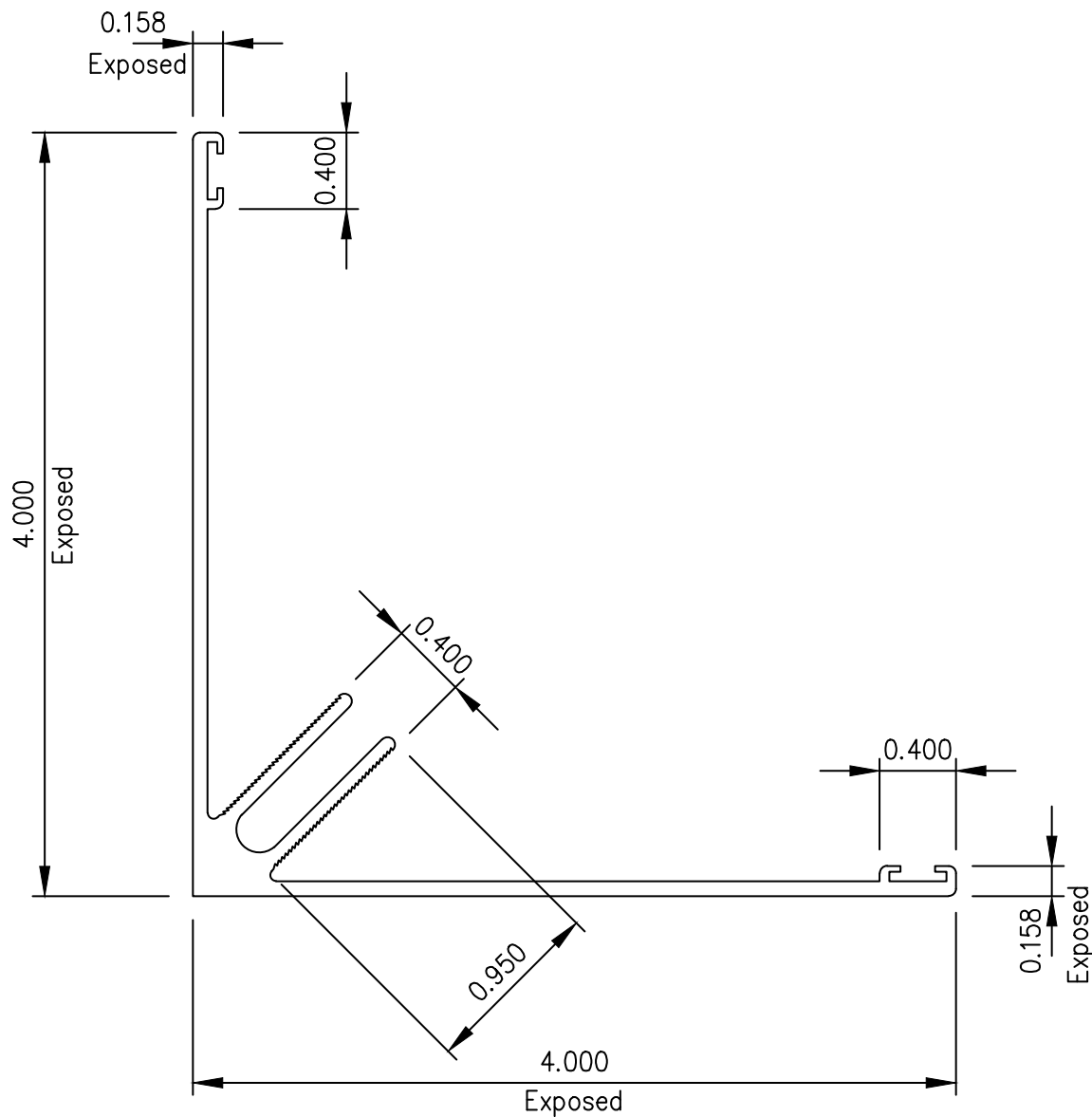
Note Regarding Exposed Surfaces:
Surfaces indicated as exposed are based on customarily exposed surfaces and can be modified to meet actual job requirements.

** When an Applied Finish is Required the Color Side will Receive the Applied Finish Except Where Noted NAF (No Applied Finish)				All Bends Will Be 90° Unless Otherwise Noted
WIDTH/GIRTH	THICKNESS/GAUGE	LENGTH	COLOR **	ADDITIONAL INFORMATION
		20'-0"	Varies	Met'l-Span Extruded Aluminum Vendor Item

2.5" Horizontal Male Corner Extrusion

(Reversible)

part | 9425ANC
Rev. 00
Date. DEC '19



Note Regarding Exposed Surfaces:
Surfaces indicated as exposed are based on customarily exposed surfaces and can be modified to meet actual job requirements.

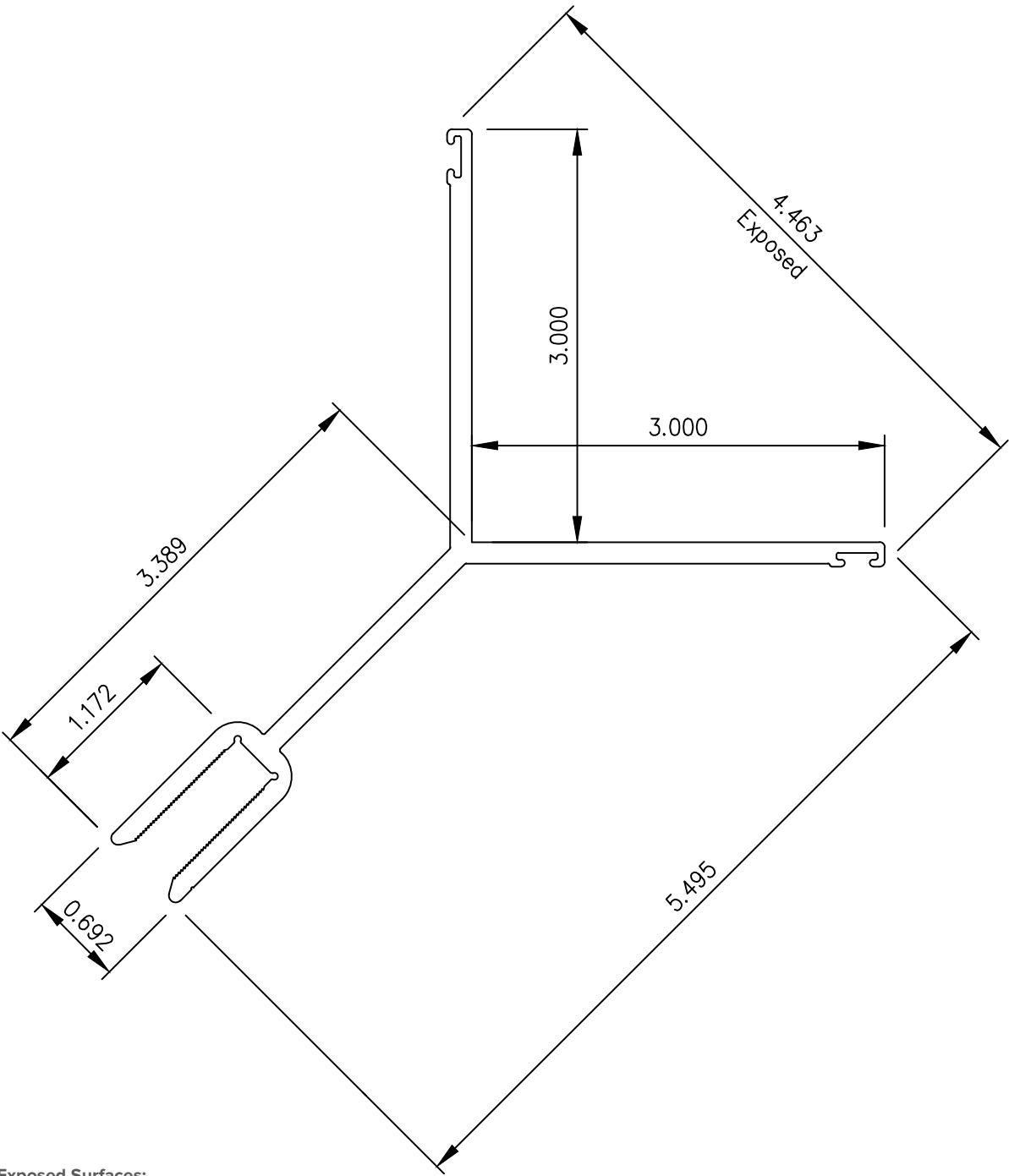
* This parts is same as 2" Male Corner Extrusion

** When an Applied Finish is Required the Color Side will Receive the Applied Finish Except Where Noted NAF (No Applied Finish)				All Bends Will Be 90° Unless Otherwise Noted
WIDTH/GIRTH	THICKNESS/GAUGE	LENGTH	COLOR **	ADDITIONAL INFORMATION
		20'-0"	Varies	Met'l-Span Extruded Aluminum Vendor Item

2.5" Female Corner Extrusion

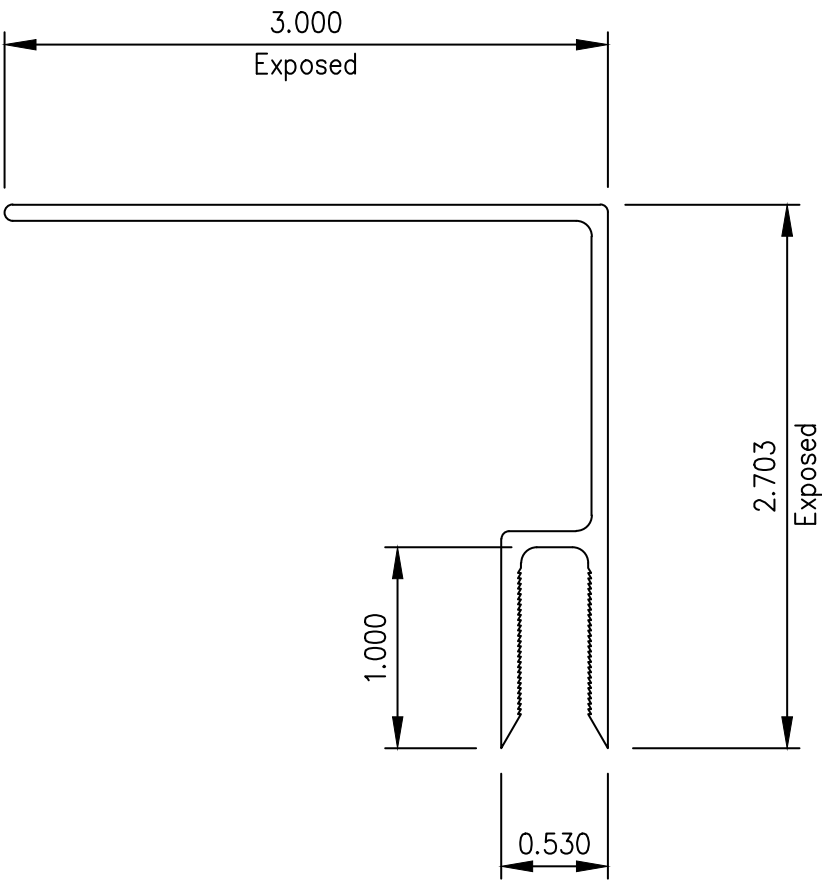
(Reversible)

part I 9437ANC
Rev. 00
Date. DEC '19



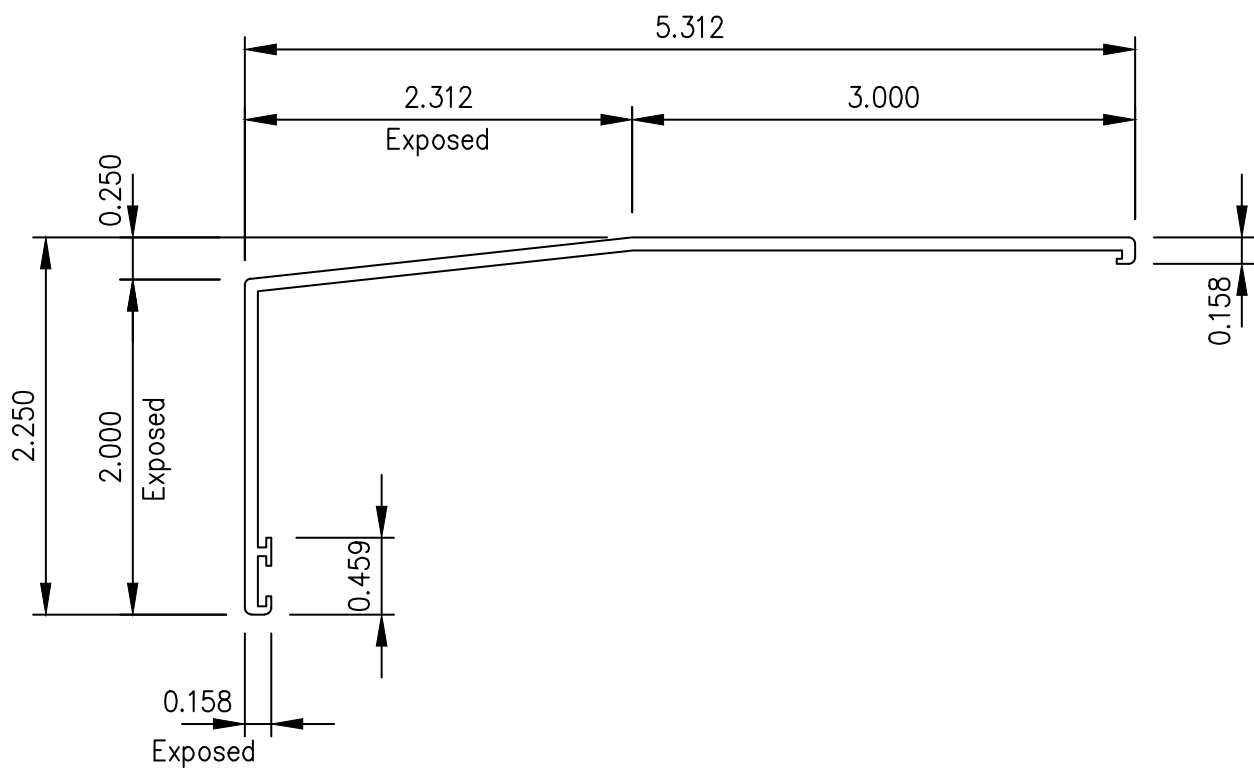
Note Regarding Exposed Surfaces:
Surfaces indicated as exposed are based on customarily exposed surfaces and can be modified to meet actual job requirements.

** When an Applied Finish is Required the Color Side will Receive the Applied Finish Except Where Noted NAF (No Applied Finish)				All Bends Will Be 90° Unless Otherwise Noted
WIDTH/GIRTH	THICKNESS/GAUGE	LENGTH	COLOR **	ADDITIONAL INFORMATION
		20'-0"	Varies	Met'l-Span Extruded Aluminum Vendor Item



Note Regarding Exposed Surfaces:
Surfaces indicated as exposed are based on customarily exposed surfaces and can be modified to meet actual job requirements.

** When an Applied Finish is Required the Color Side will Receive the Applied Finish Except Where Noted NAF (No Applied Finish)				All Bends Will Be 90° Unless Otherwise Noted
WIDTH/GIRTH	THICKNESS/GAUGE	LENGTH	COLOR **	ADDITIONAL INFORMATION
		20'-0"	Varies	Met'l-Span Extruded Aluminum Vendor Item



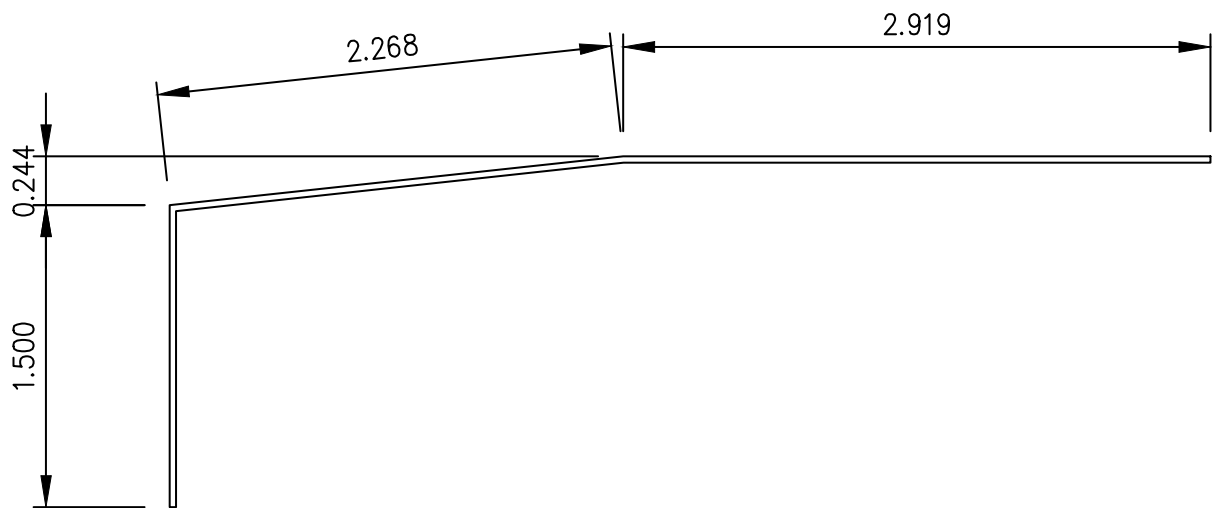
Note Regarding Exposed Surfaces:
Surfaces indicated as exposed are based on customarily exposed surfaces and can be modified to meet actual job requirements.

* This parts is same as 2" Sill Extrusion

** When an Applied Finish is Required the Color Side will Receive the Applied Finish Except Where Noted NAF (No Applied Finish)				All Bends Will Be 90° Unless Otherwise Noted
WIDTH/GIRTH	THICKNESS/GAUGE	LENGTH	COLOR **	ADDITIONAL INFORMATION
		20'-0"	Varies	Met'l-Span Extruded Aluminum Vendor Item

2.5" Sill Lap Strip

(Use with 9413ANC)

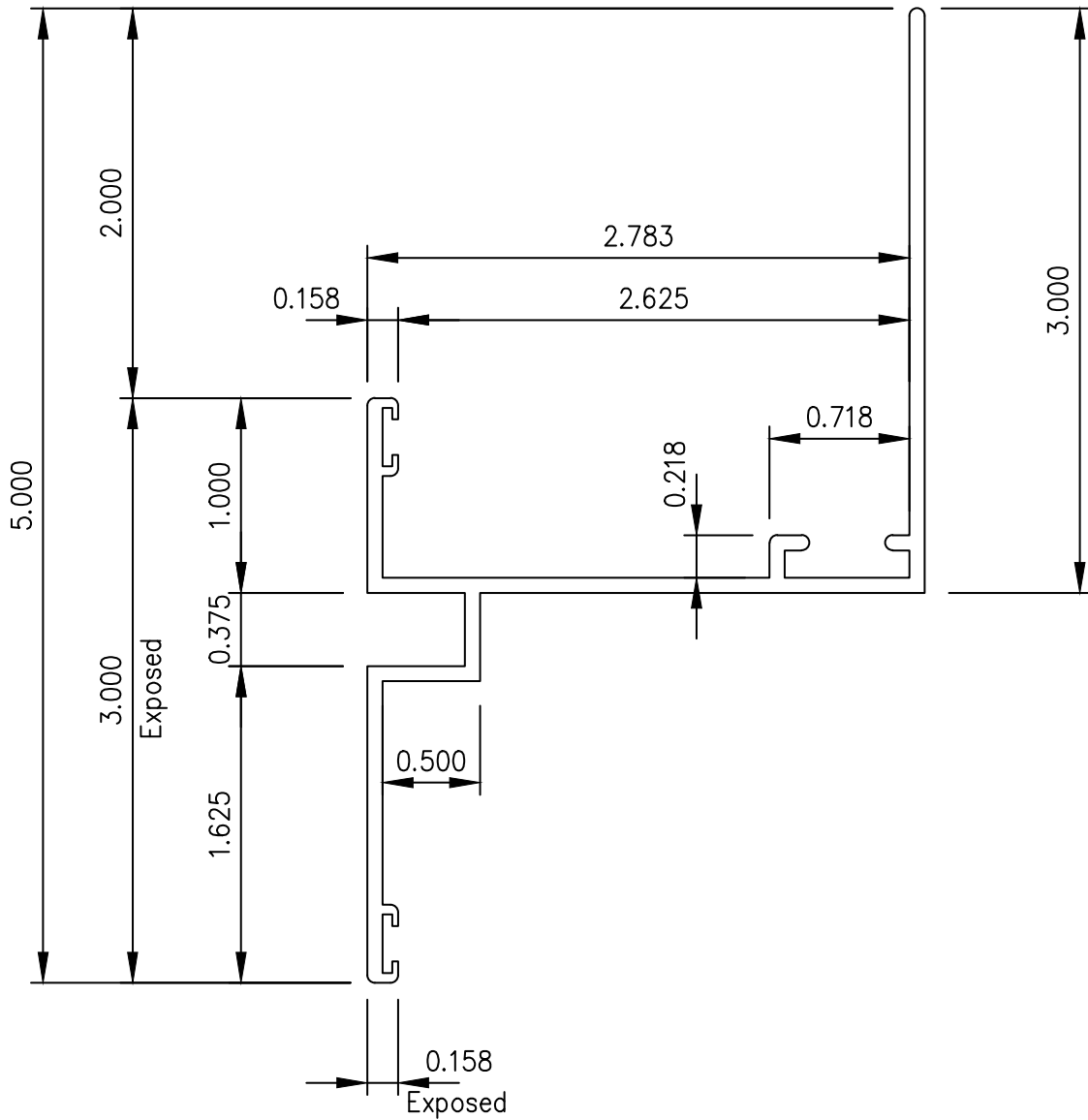


Note:
* This parts is same as 2" Sill Extrusion Lap Strip

** When an Applied Finish is Required the Color Side will Receive the Applied Finish Except Where Noted NAF (No Applied Finish)				All Bends Will Be 90° Unless Otherwise Noted
WIDTH/GIRTH	THICKNESS/GAUGE	LENGTH	COLOR **	ADDITIONAL INFORMATION
		6"	Unpainted	Met'I-Span Extruded Aluminum Vendor Item

2.5" Stack Joint Extrusion

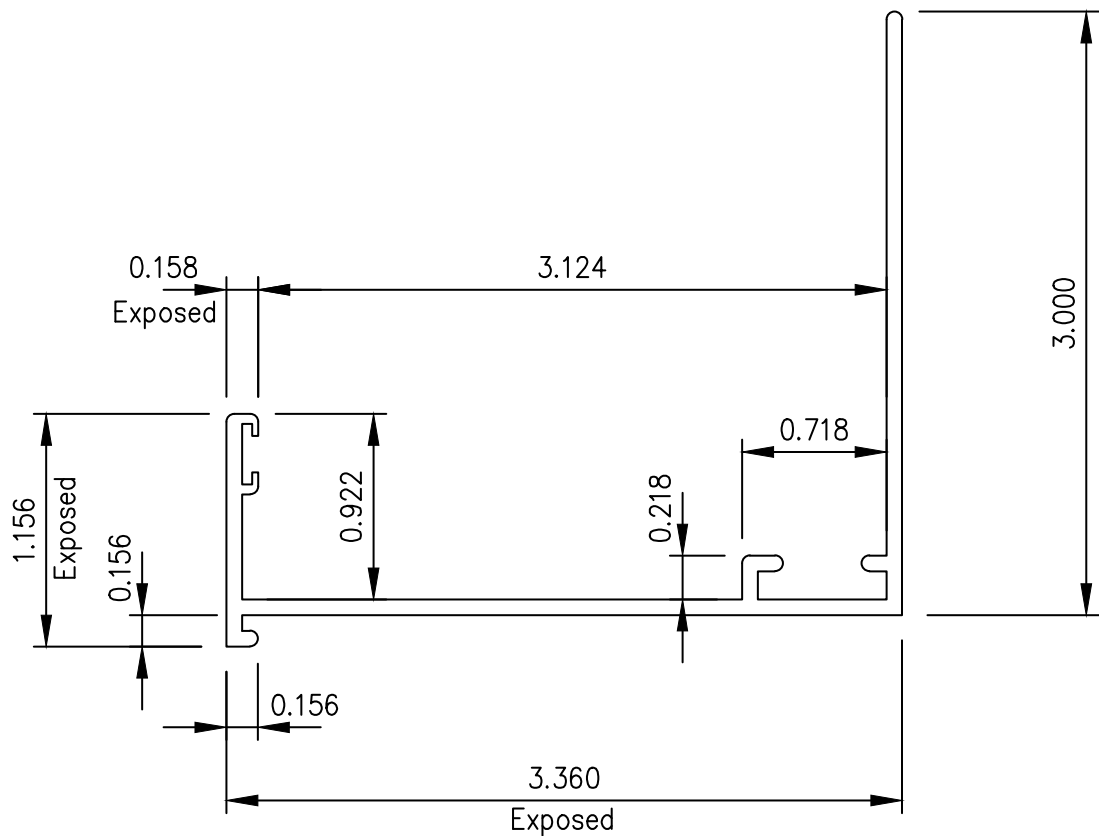
part I 9456ANC Rev. 00 Date. DEC '19



Note Regarding Exposed Surfaces:

Surfaces indicated as exposed are based on customarily exposed surfaces and can be modified to meet actual job requirements.

** When an Applied Finish is Required the Color Side will Receive the Applied Finish <u>Except Where Noted</u> NAP (No Applied Finish)				All Bends Will Be 90° Unless Otherwise Noted
WIDTH/GIRTH	THICKNESS/GAUGE	LENGTH	COLOR **	ADDITIONAL INFORMATION
		20'-0"	Varies	Met'l-Span Extruded Aluminum Vendor Item

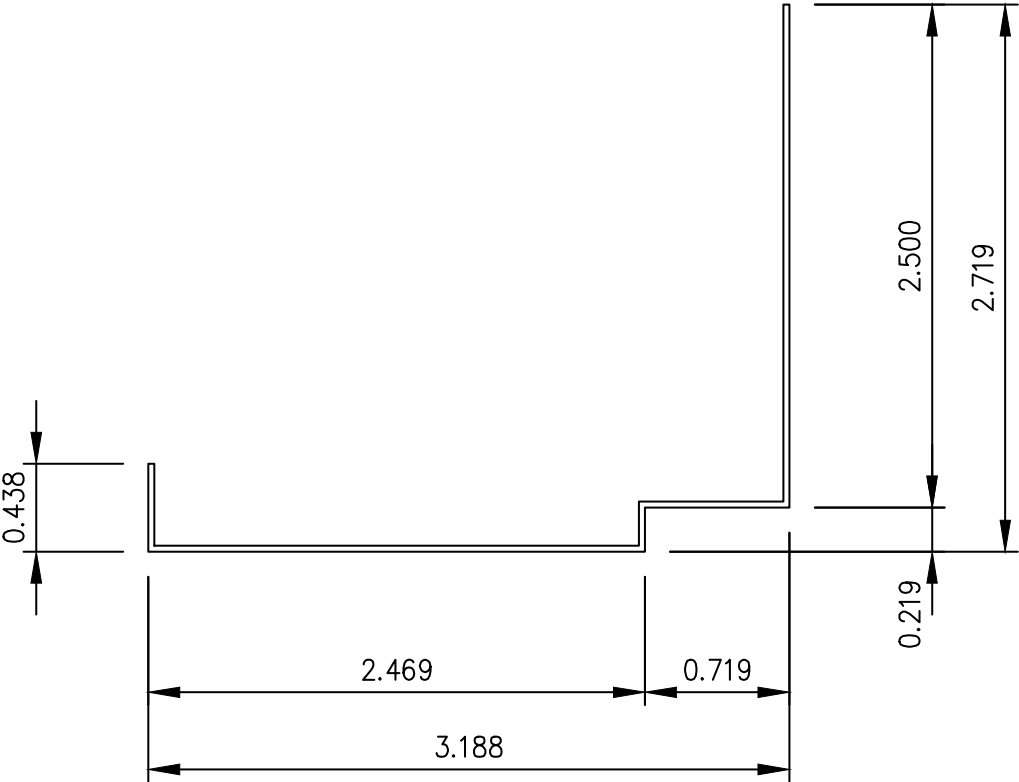


Note Regarding Exposed Surfaces:
Surfaces indicated as exposed are based on customarily exposed surfaces and can be modified to meet actual job requirements.

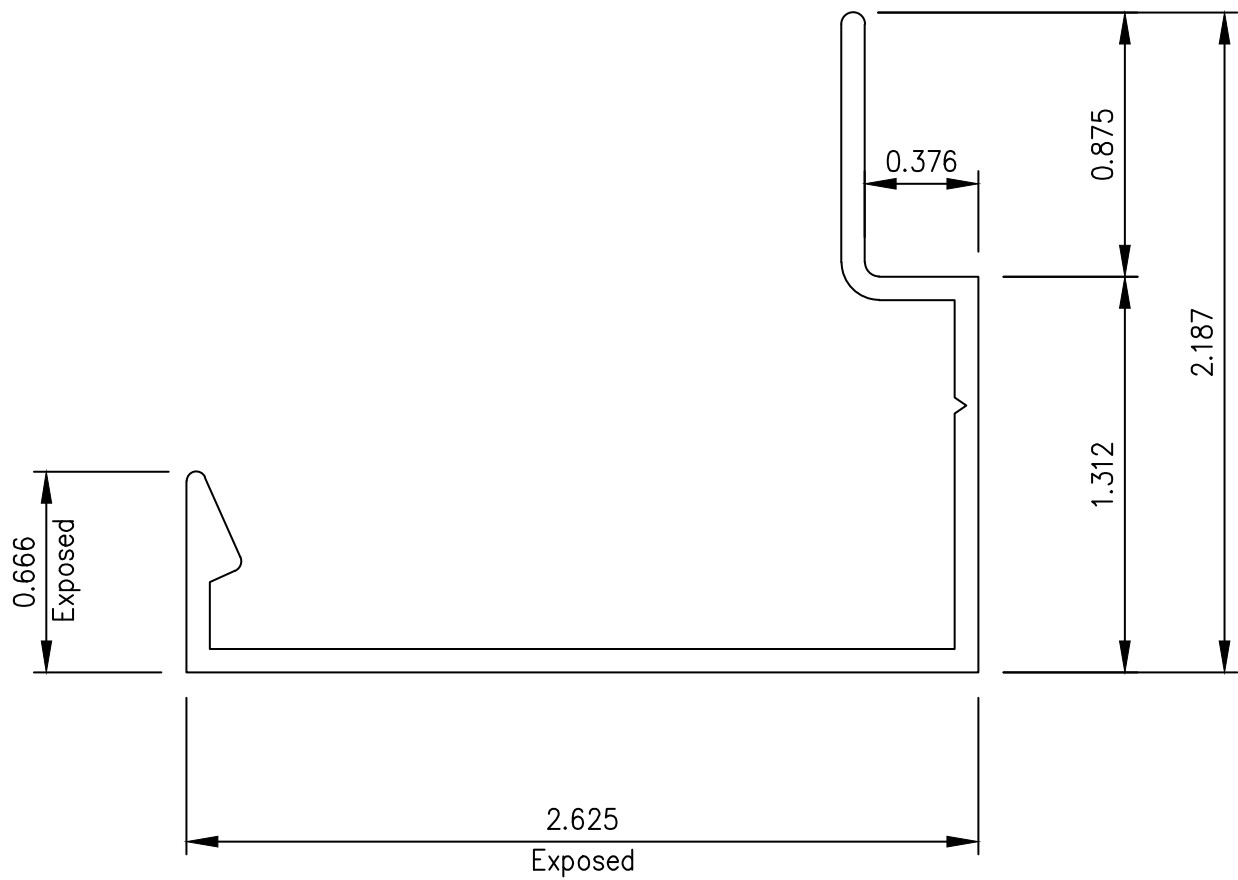
** When an Applied Finish is Required the Color Side will Receive the Applied Finish Except Where Noted NAF (No Applied Finish)				All Bends Will Be 90° Unless Otherwise Noted
WIDTH/GIRTH	THICKNESS/GAUGE	LENGTH	COLOR **	ADDITIONAL INFORMATION
		20'-0"	Varies	Met'l-Span Extruded Aluminum Vendor Item

3" Base / Head Lap Strip

(Use with 9407ANC)




** When an Applied Finish is Required the Color Side will Receive the Applied Finish Except Where Noted NAF (No Applied Finish)				All Bends Will Be 90° Unless Otherwise Noted
WIDTH/GIRTH	THICKNESS/GAUGE	LENGTH	COLOR **	ADDITIONAL INFORMATION
		6"	Unpainted	Met'I-Span Extruded Aluminum Vendor Item

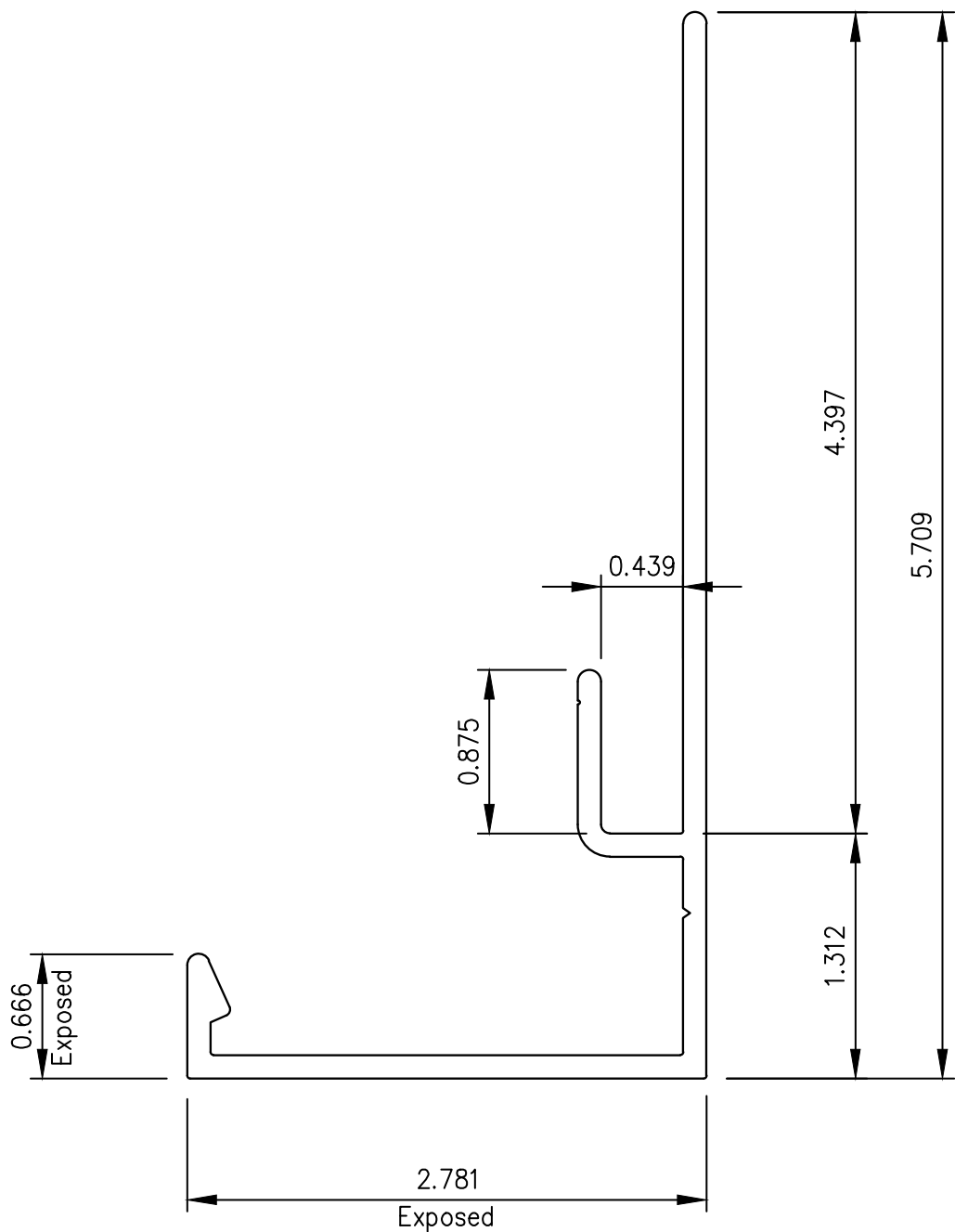


Note Regarding Exposed Surfaces:
Surfaces indicated as exposed are based on customarily exposed surfaces and can be modified to meet actual job requirements.

** When an Applied Finish is Required the Color Side will Receive the Applied Finish Except Where Noted NAF (No Applied Finish)				All Bends Will Be 90° Unless Otherwise Noted
WIDTH/GIRTH	THICKNESS/GAUGE	LENGTH	COLOR **	ADDITIONAL INFORMATION
		20'-0"	Varies	Met'I-Span Extruded Aluminum Vendor Item



** When an Applied Finish is Required the Color Side will Receive the Applied Finish Except Where Noted NAF (No Applied Finish)				All Bends Will Be 90° Unless Otherwise Noted
WIDTH/GIRTH	THICKNESS/GAUGE	LENGTH	COLOR **	ADDITIONAL INFORMATION
		6"	Unpainted	Met'I-Span Extruded Aluminum Vendor Item



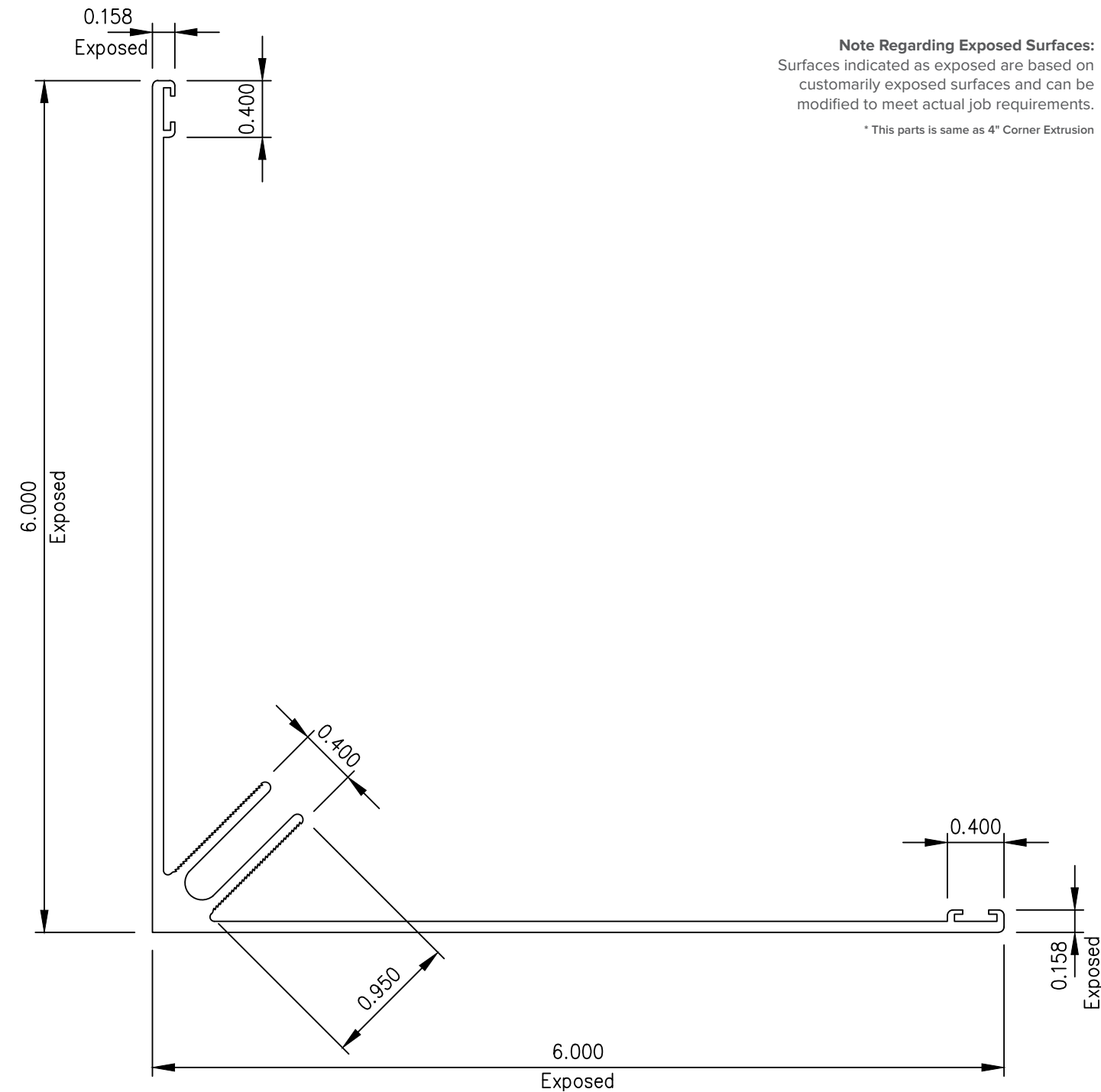
Note Regarding Exposed Surfaces:
Surfaces indicated as exposed are based on customarily exposed surfaces and can be modified to meet actual job requirements.

** When an Applied Finish is Required the Color Side will Receive the Applied Finish Except Where Noted NAF (No Applied Finish)				All Bends Will Be 90° Unless Otherwise Noted
WIDTH/GIRTH	THICKNESS/GAUGE	LENGTH	COLOR **	ADDITIONAL INFORMATION
		20'-0"	Varies	Met'l-Span Extruded Aluminum Vendor Item

3" Male Corner Extrusion

(Reversible)

part I 9429ANC
Rev. 00
Date. DEC '19

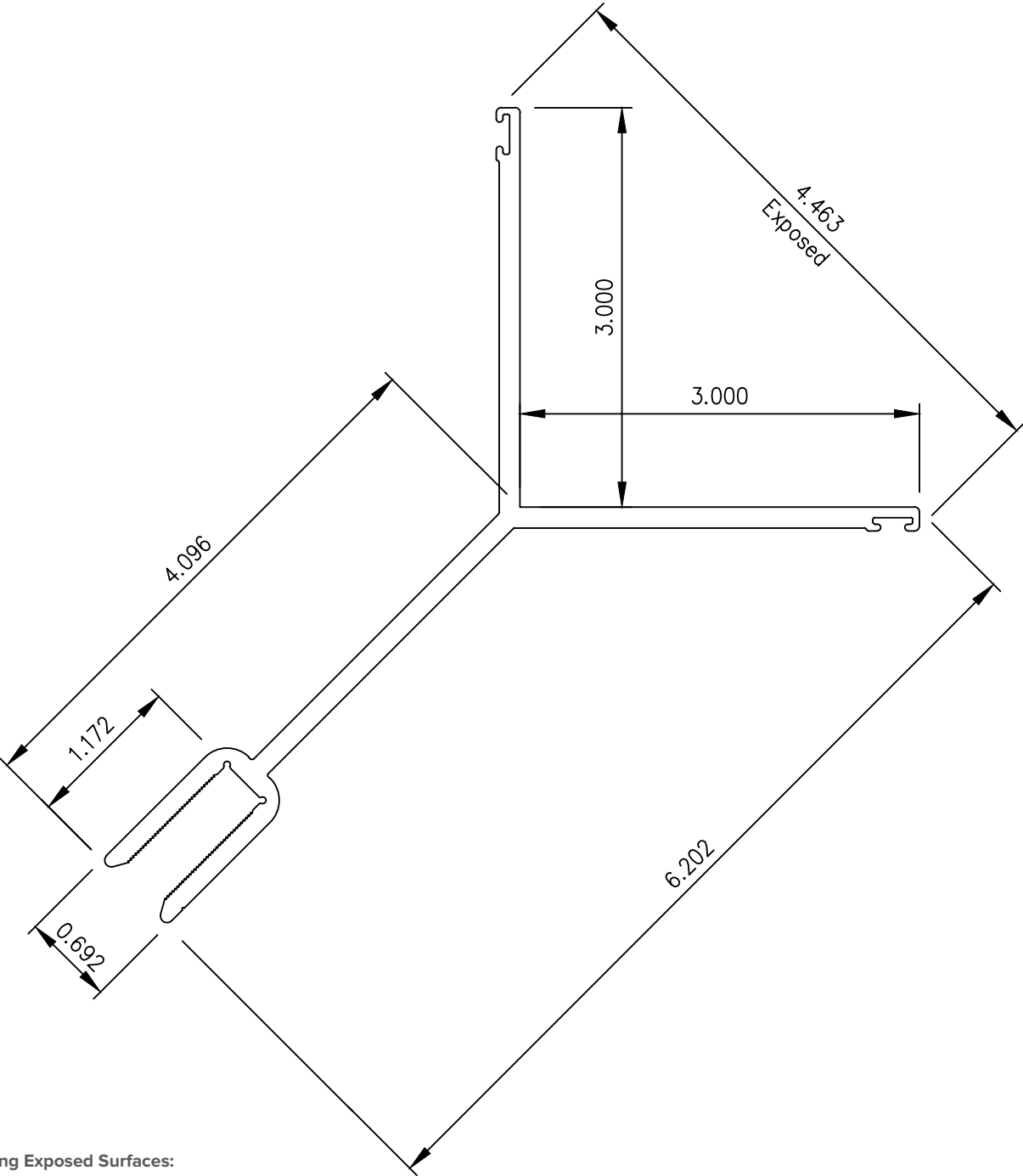


** When an Applied Finish is Required the Color Side will Receive the Applied Finish Except Where Noted NAF (No Applied Finish)				All Bends Will Be 90° Unless Otherwise Noted
WIDTH/GIRTH	THICKNESS/GAUGE	LENGTH	COLOR **	ADDITIONAL INFORMATION
		20'-0"	Varies	Met'l-Span Extruded Aluminum Vendor Item

3" Female Corner Extrusion

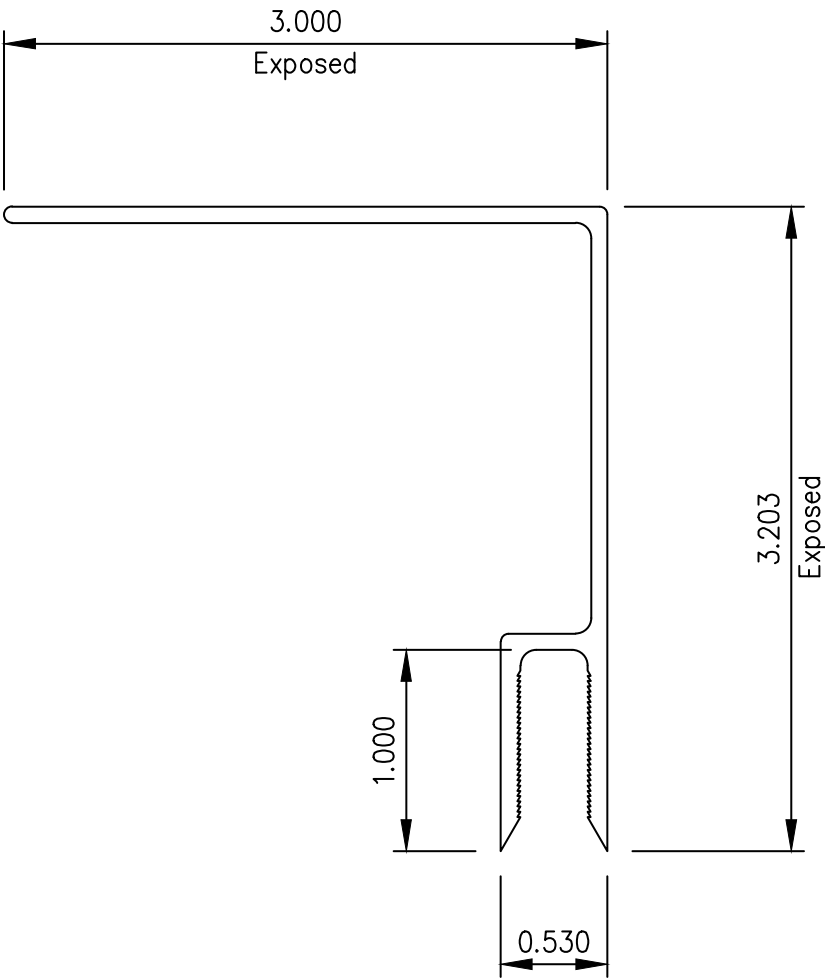
(Reversible)

part I 9436ANC
Rev. 00
Date. DEC '19



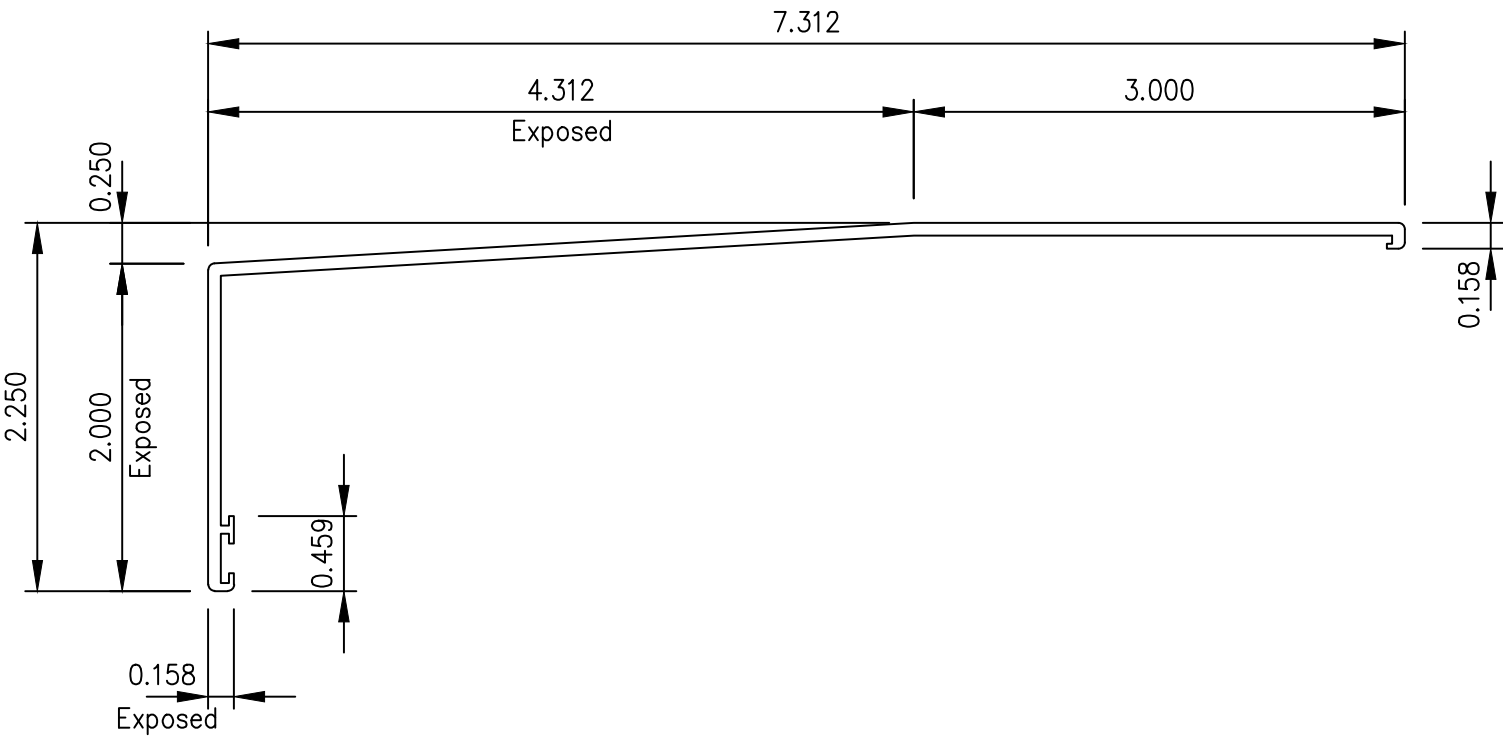
Note Regarding Exposed Surfaces:
Surfaces indicated as exposed are based on customarily exposed surfaces and can be modified to meet actual job requirements.

** When an Applied Finish is Required the Color Side will Receive the Applied Finish Except Where Noted NAF (No Applied Finish)				All Bends Will Be 90° Unless Otherwise Noted
WIDTH/GIRTH	THICKNESS/GAUGE	LENGTH	COLOR **	ADDITIONAL INFORMATION
		20'-0"	Varies	Met'l-Span Extruded Aluminum Vendor Item



Note Regarding Exposed Surfaces:
Surfaces indicated as exposed are based on customarily exposed surfaces and can be modified to meet actual job requirements.

** When an Applied Finish is Required the Color Side will Receive the Applied Finish Except Where Noted NAF (No Applied Finish)				All Bends Will Be 90° Unless Otherwise Noted
WIDTH/GIRTH	THICKNESS/GAUGE	LENGTH	COLOR **	ADDITIONAL INFORMATION
		20'-0"	Varies	Met'I-Span Extruded Aluminum Vendor Item



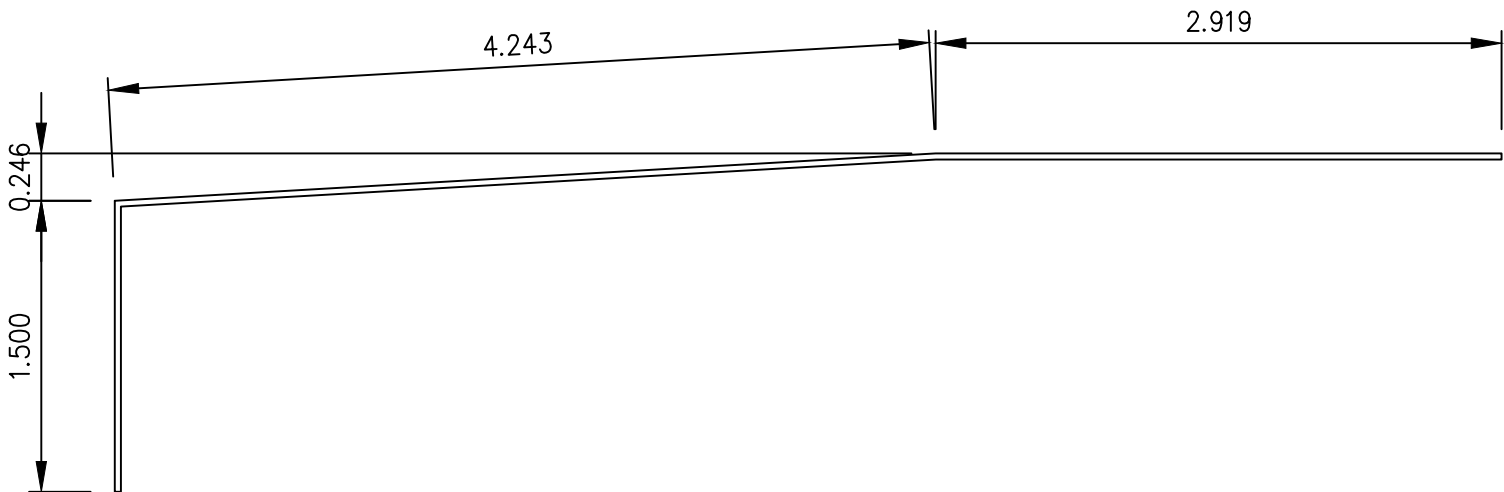
Note Regarding Exposed Surfaces:
Surfaces indicated as exposed are based on customarily exposed surfaces and can be modified to meet actual job requirements.

* This parts is same as 4" Sill Extrusion

** When an Applied Finish is Required the Color Side will Receive the Applied Finish Except Where Noted NAF (No Applied Finish)				All Bends Will Be 90° Unless Otherwise Noted
WIDTH/GIRTH	THICKNESS/GAUGE	LENGTH	COLOR **	ADDITIONAL INFORMATION
		20'-0"	Varies	Met'I-Span Extruded Aluminum Vendor Item

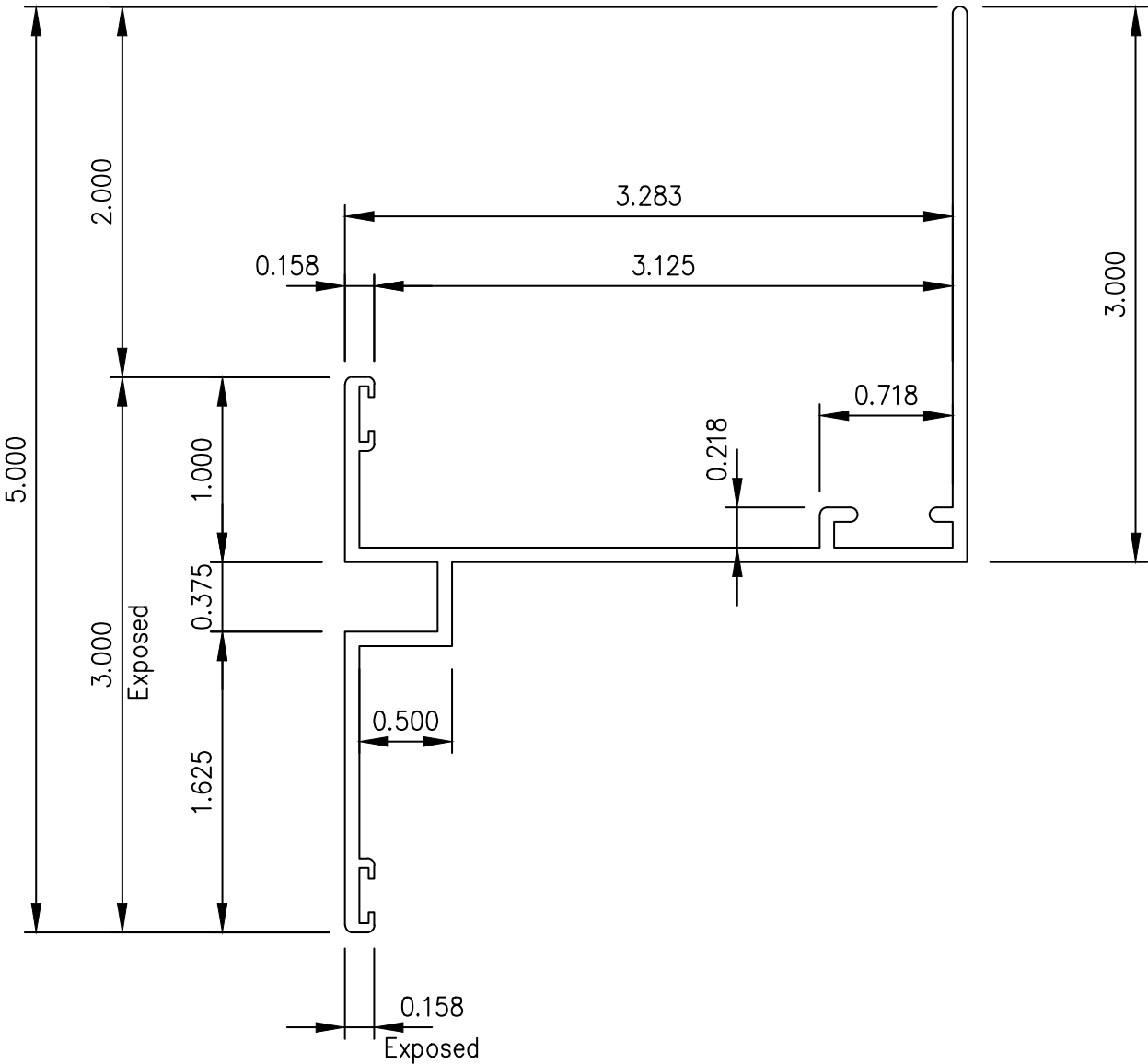
3" Sill Lap Strip

(Use with 9412ANC)



Note:
 * This parts is same as 4" Sill Lap Strip

** When an Applied Finish is Required the Color Side will Receive the Applied Finish Except Where Noted NAF (No Applied Finish)				All Bends Will Be 90° Unless Otherwise Noted
WIDTH/GIRTH	THICKNESS/GAUGE	LENGTH	COLOR **	ADDITIONAL INFORMATION
		6"	Unpainted	Met'I-Span Extruded Aluminum Vendor Item

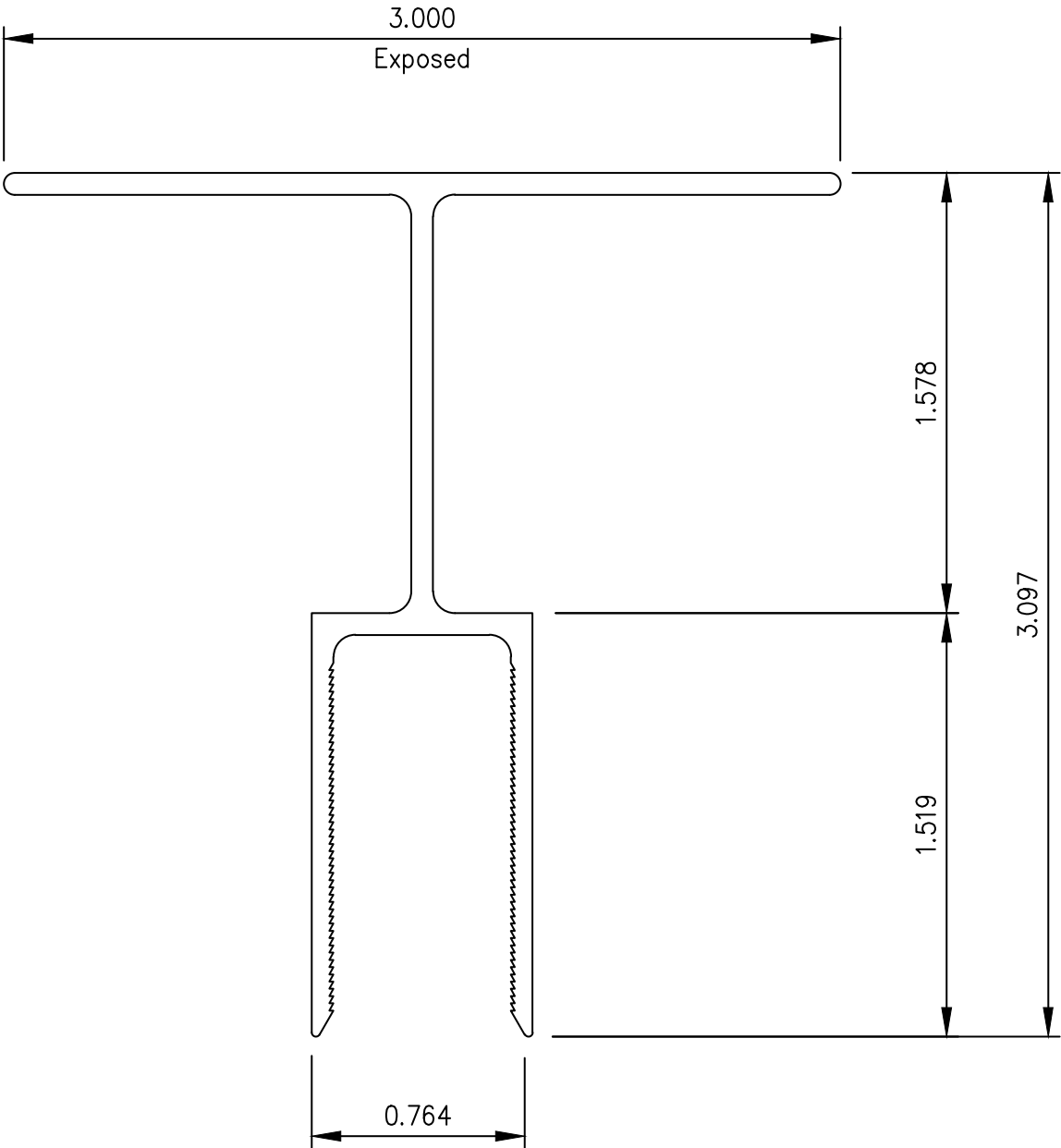


Note Regarding Exposed Surfaces:
Surfaces indicated as exposed are based on customarily exposed surfaces and can be modified to meet actual job requirements.

** When an Applied Finish is Required the Color Side will Receive the Applied Finish Except Where Noted NAF (No Applied Finish)				All Bends Will Be 90° Unless Otherwise Noted
WIDTH/GIRTH	THICKNESS/GAUGE	LENGTH	COLOR **	ADDITIONAL INFORMATION
		20'-0"	Varies	Met'l-Span Extruded Aluminum Vendor Item

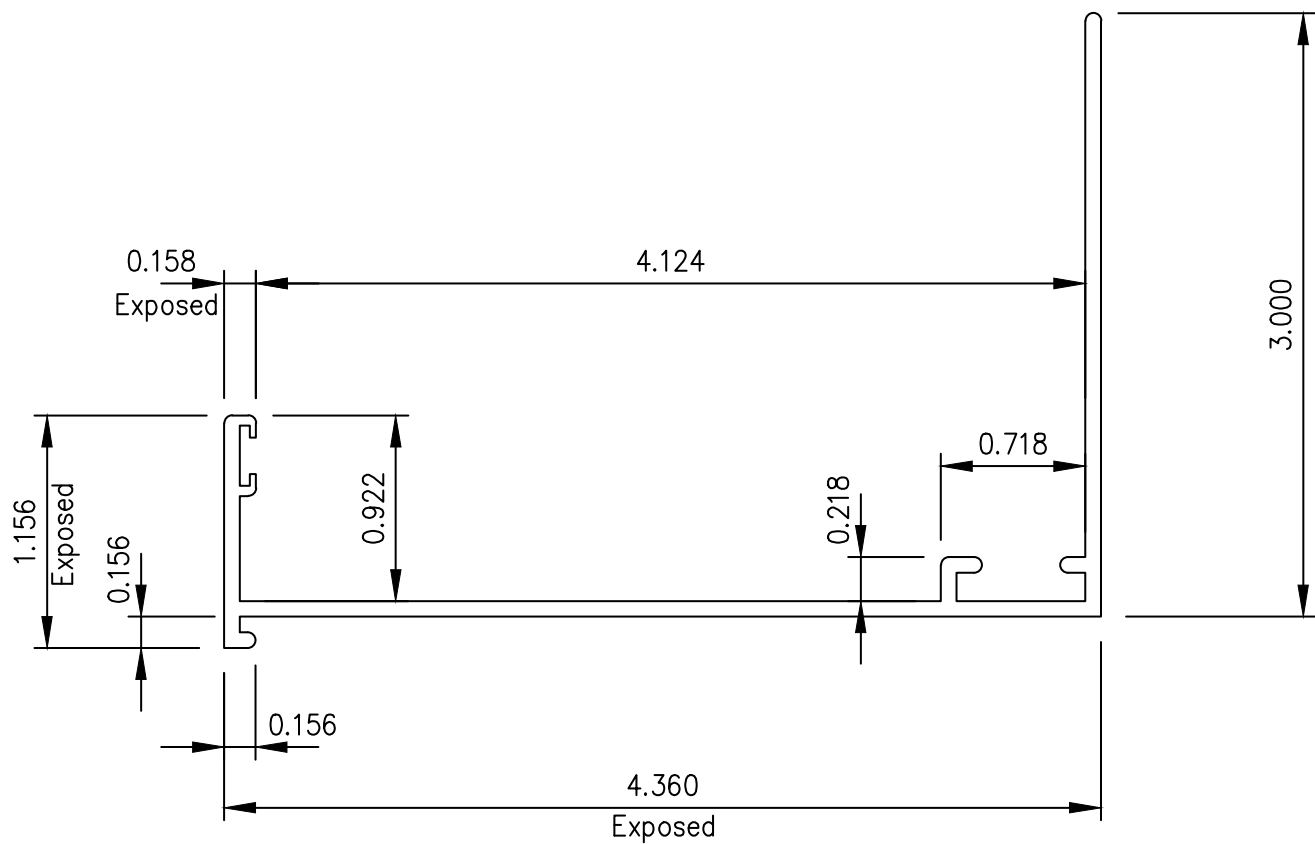
3" Female Vertical H-Joint Extrusion

part I 9446ANC Rev. 00 Date. DEC '19



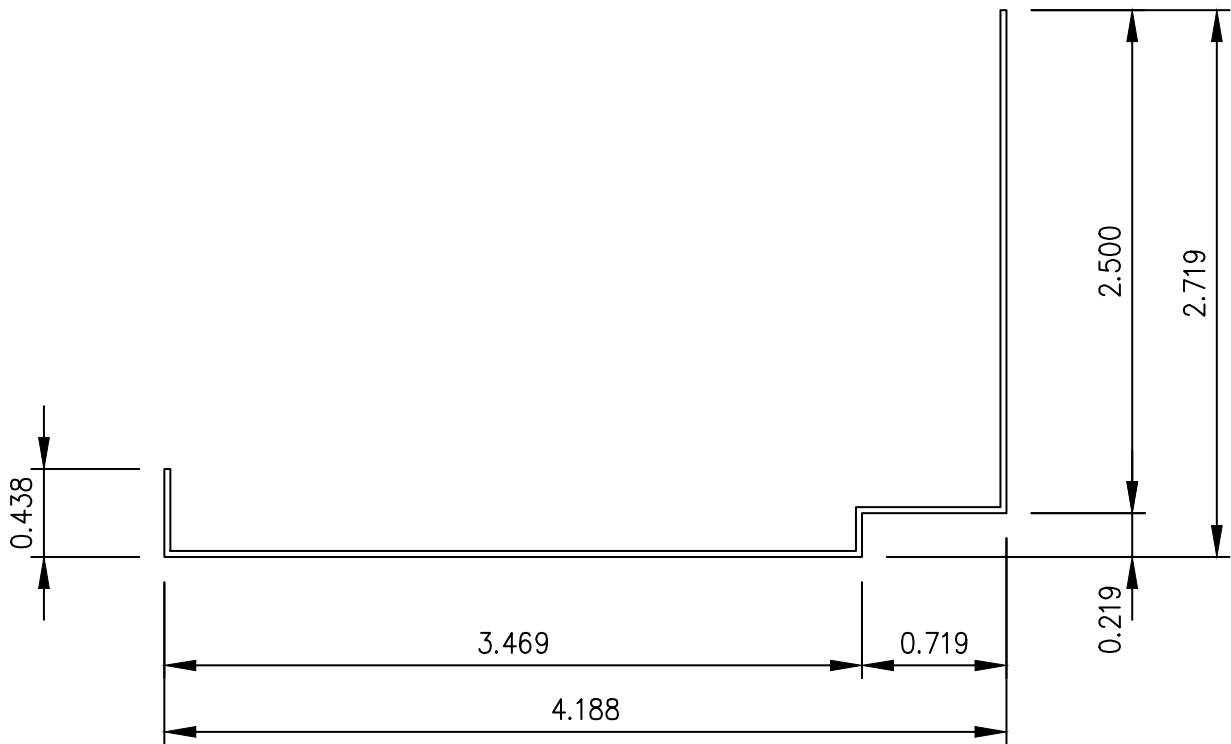
Note Regarding Exposed Surfaces:
Surfaces indicated as exposed are based on customarily exposed surfaces and can be modified to meet actual job requirements.

** When an Applied Finish is Required the Color Side will Receive the Applied Finish Except Where Noted NAF (No Applied Finish)				All Bends Will Be 90° Unless Otherwise Noted
WIDTH/GIRTH	THICKNESS/GAUGE	LENGTH	COLOR **	ADDITIONAL INFORMATION
		20'-0"	Varies	Met'l-Span Extruded Aluminum Vendor Item

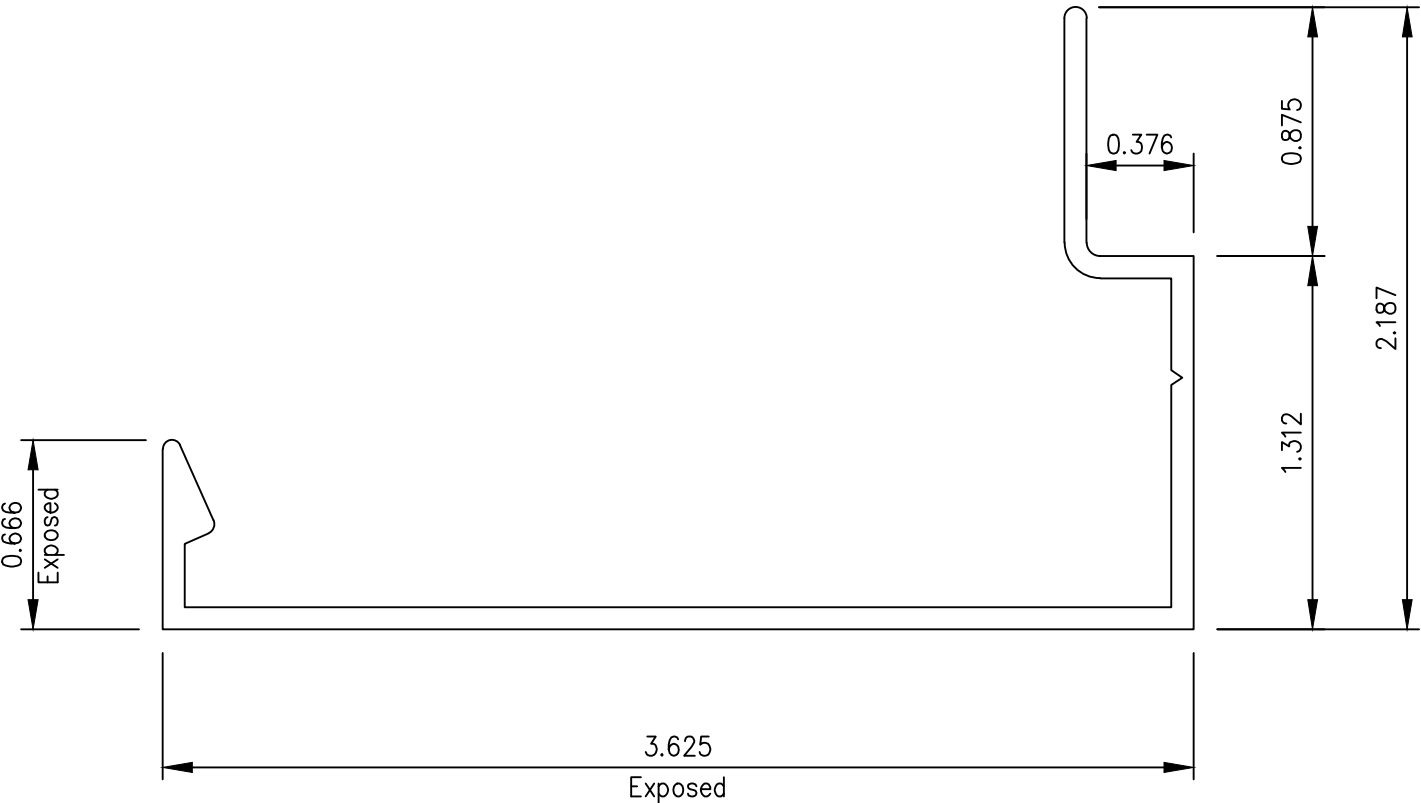


Note Regarding Exposed Surfaces:
Surfaces indicated as exposed are based on customarily exposed surfaces and can be modified to meet actual job requirements.

** When an Applied Finish is Required the Color Side will Receive the Applied Finish Except Where Noted NAF (No Applied Finish)				All Bends Will Be 90° Unless Otherwise Noted
WIDTH/GIRTH	THICKNESS/GAUGE	LENGTH	COLOR **	ADDITIONAL INFORMATION
		20'-0"	Varies	Met'l-Span Extruded Aluminum Vendor Item




** When an Applied Finish is Required the Color Side will Receive the Applied Finish Except Where Noted NAF (No Applied Finish)				All Bends Will Be 90° Unless Otherwise Noted
WIDTH/GIRTH	THICKNESS/GAUGE	LENGTH	COLOR **	ADDITIONAL INFORMATION
		6"	Unpainted	Met'l-Span Extruded Aluminum Vendor Item

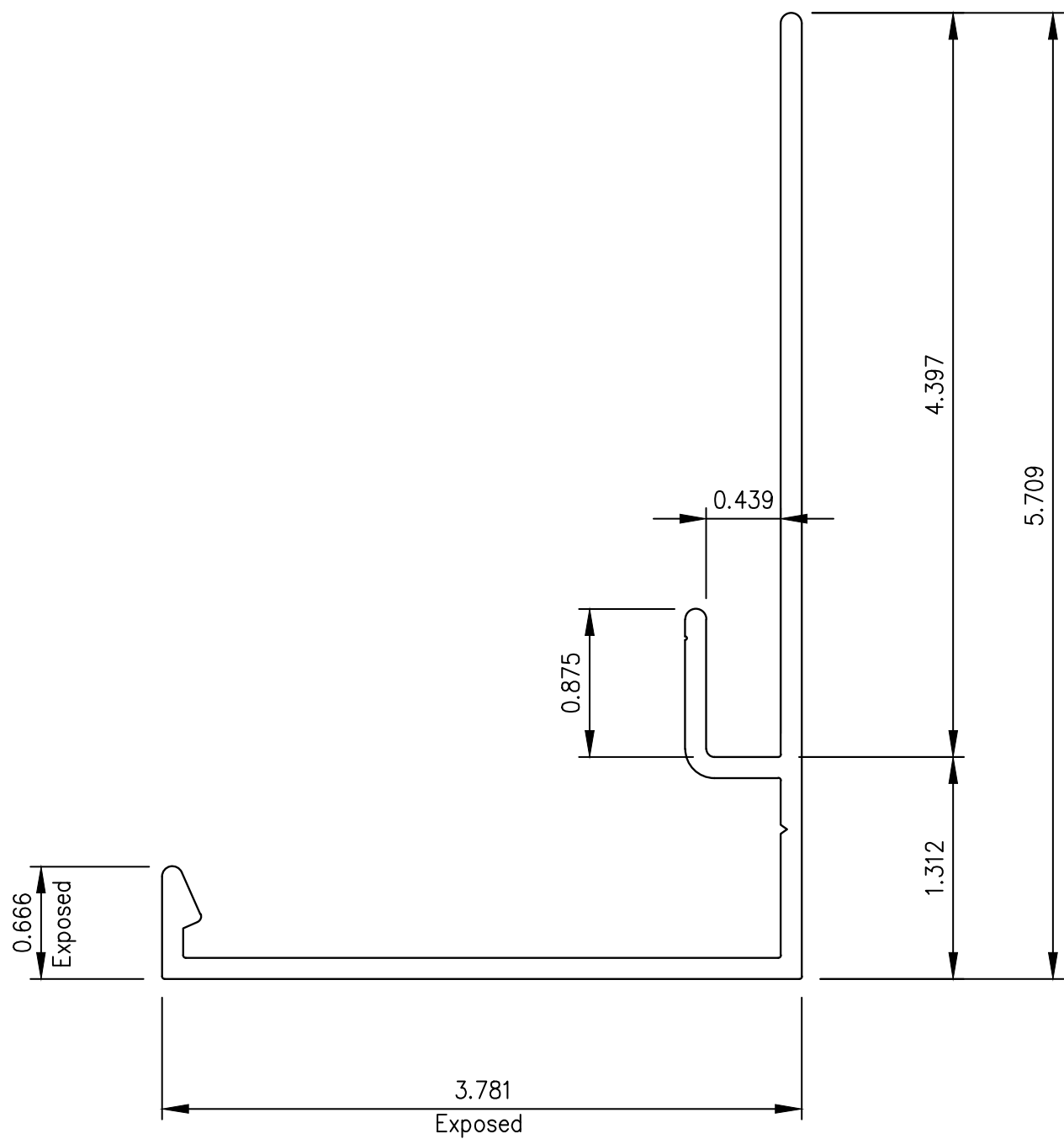


Note Regarding Exposed Surfaces:
Surfaces indicated as exposed are based on customarily exposed surfaces and can be modified to meet actual job requirements.

** When an Applied Finish is Required the Color Side will Receive the Applied Finish Except Where Noted NAF (No Applied Finish)				All Bends Will Be 90° Unless Otherwise Noted
WIDTH/GIRTH	THICKNESS/GAUGE	LENGTH	COLOR **	ADDITIONAL INFORMATION
		20'-0"	Varies	Met'l-Span Extruded Aluminum Vendor Item



** When an Applied Finish is Required the Color Side will Receive the Applied Finish Except Where Noted NAF (No Applied Finish)				All Bends Will Be 90° Unless Otherwise Noted
WIDTH/GIRTH	THICKNESS/GAUGE	LENGTH	COLOR **	ADDITIONAL INFORMATION
		6"	Unpainted	Met'l-Span Extruded Aluminum Vendor Item



Note Regarding Exposed Surfaces:
Surfaces indicated as exposed are based on customarily exposed surfaces and can be modified to meet actual job requirements.

** When an Applied Finish is Required the Color Side will Receive the Applied Finish Except Where Noted NAF (No Applied Finish)				All Bends Will Be 90° Unless Otherwise Noted
WIDTH/GIRTH	THICKNESS/GAUGE	LENGTH	COLOR **	ADDITIONAL INFORMATION
		20'-0"	Varies	Met'I-Span Extruded Aluminum Vendor Item

4" Male Corner Extrusion

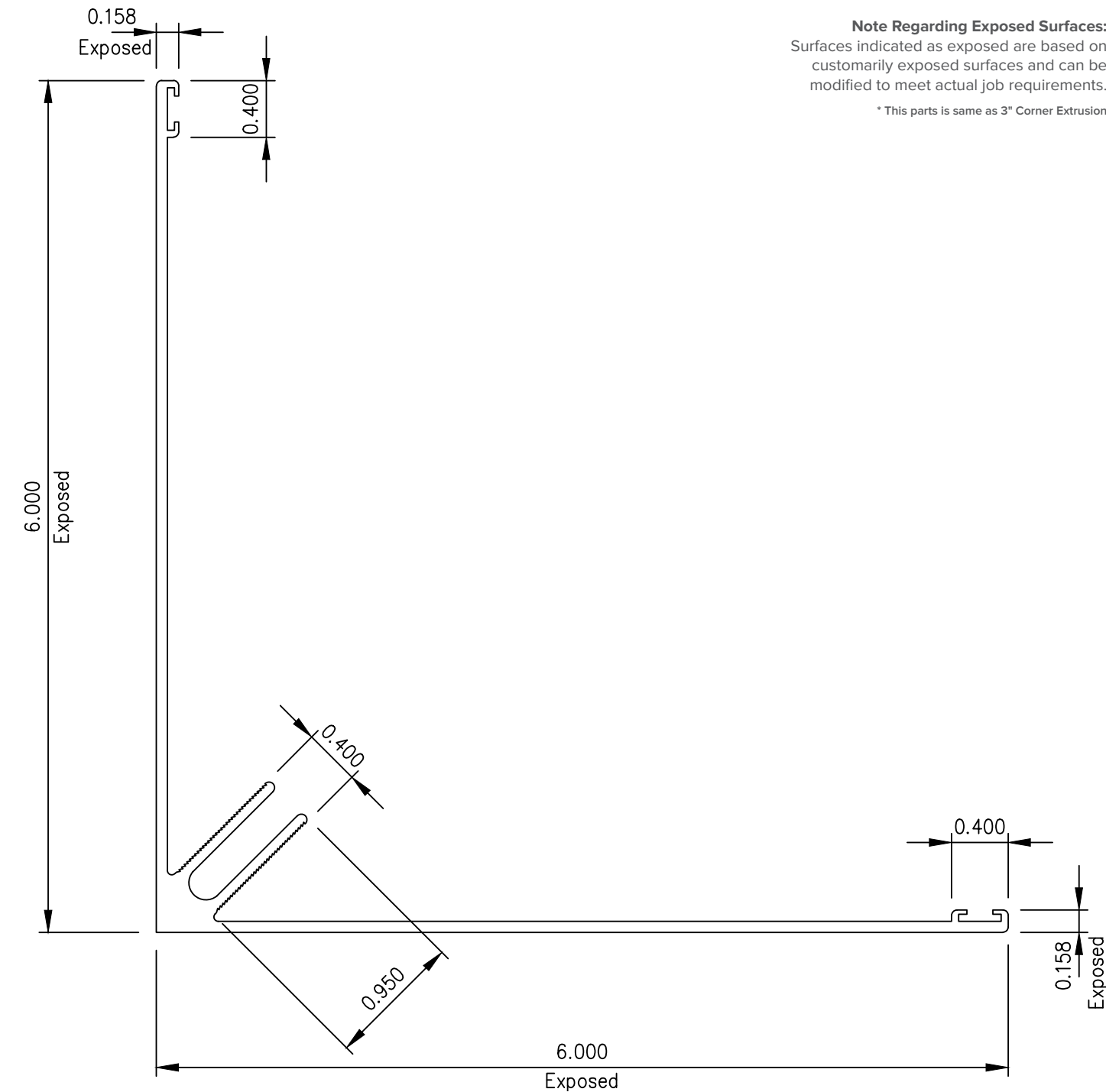
(Reversible)

part | 9429ANC Rev. 00 Date. DEC '19

Note Regarding Exposed Surfaces:

Surfaces indicated as exposed are based on customarily exposed surfaces and can be modified to meet actual job requirements.

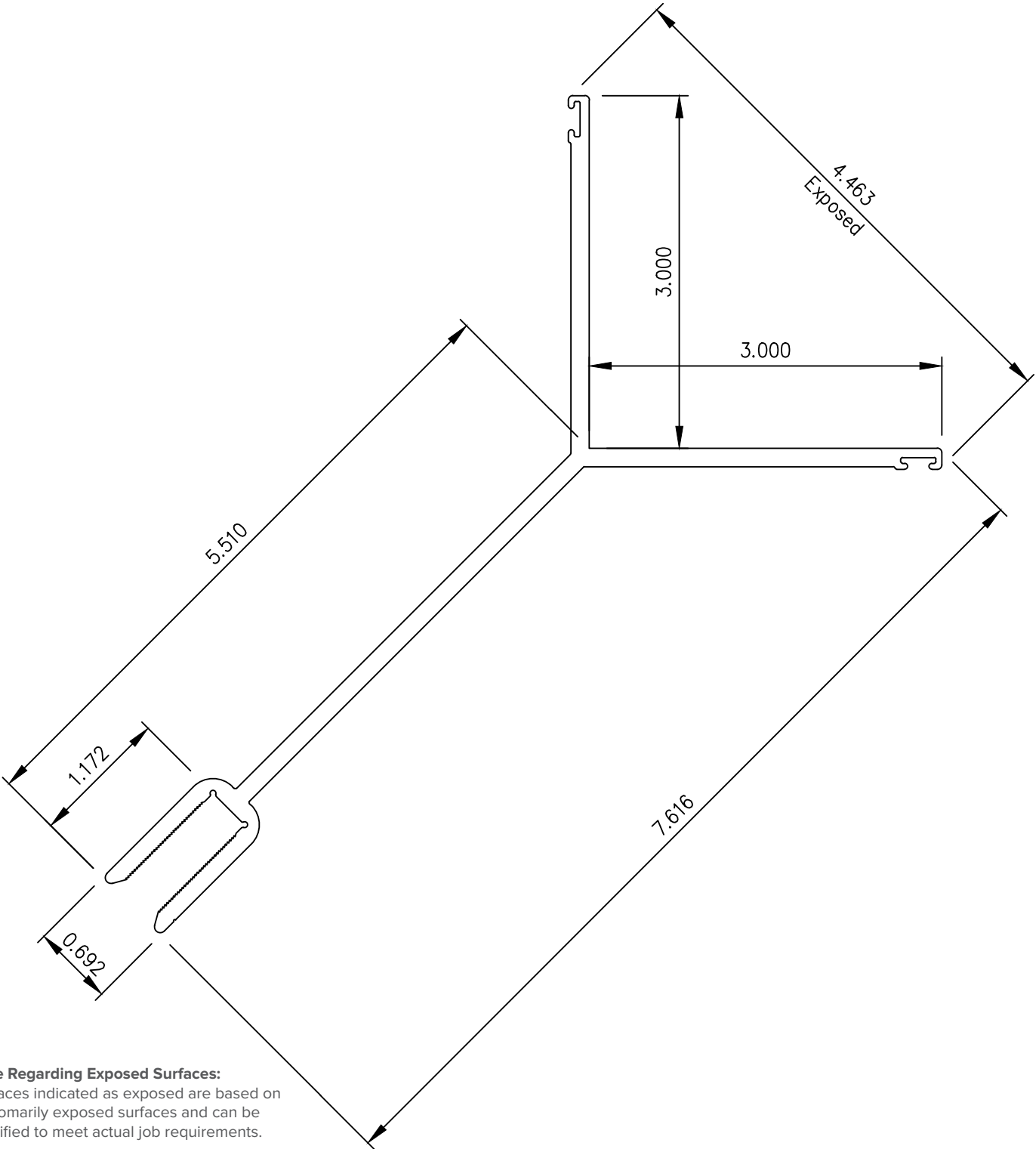
* This parts is same as 3" Corner Extrusion



** When an Applied Finish is Required the Color Side will Receive the Applied Finish Except Where Noted NAF (No Applied Finish)				All Bends Will Be 90° Unless Otherwise Noted
WIDTH/GIRTH	THICKNESS/GAUGE	LENGTH	COLOR **	ADDITIONAL INFORMATION
		20'-0"	Varies	Met'l-Span Extruded Aluminum Vendor Item

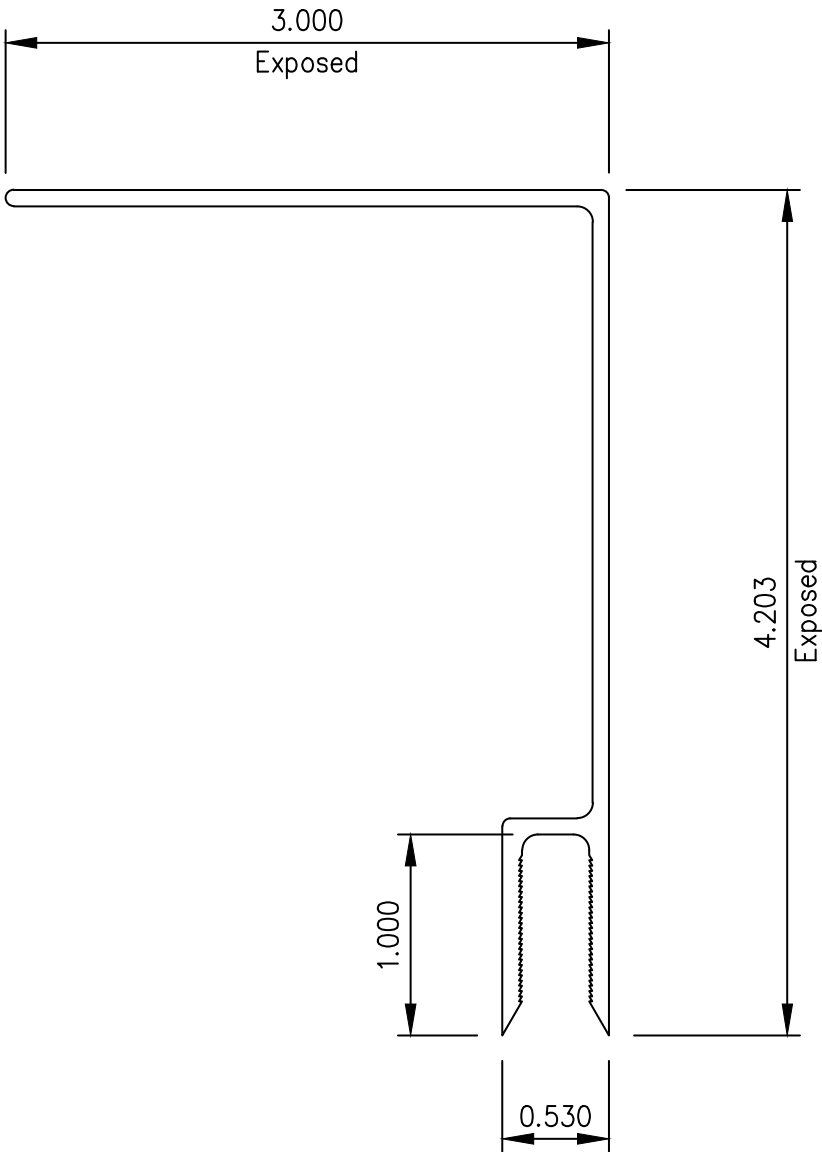
4" Female Corner Extrusion

(Reversible)



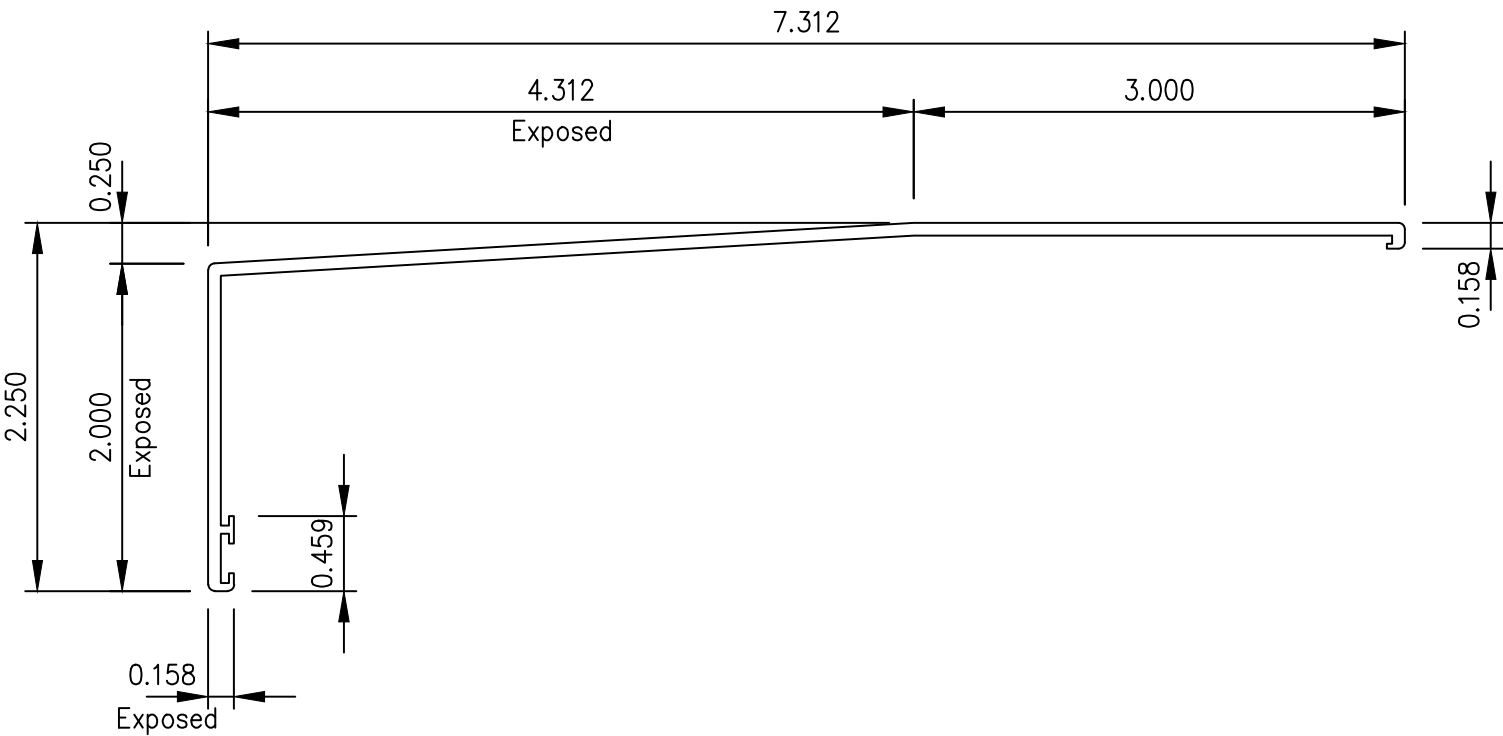
Note Regarding Exposed Surfaces:
Surfaces indicated as exposed are based on customarily exposed surfaces and can be modified to meet actual job requirements.

** When an Applied Finish is Required the Color Side will Receive the Applied Finish Except Where Noted NAF (No Applied Finish)				All Bends Will Be 90° Unless Otherwise Noted
WIDTH/GIRTH	THICKNESS/GAUGE	LENGTH	COLOR **	ADDITIONAL INFORMATION
		20'-0"	Varies	Met'I-Span Extruded Aluminum Vendor Item



Note Regarding Exposed Surfaces:
Surfaces indicated as exposed are based on customarily exposed surfaces and can be modified to meet actual job requirements.

** When an Applied Finish is Required the Color Side will Receive the Applied Finish Except Where Noted NAF (No Applied Finish)				All Bends Will Be 90° Unless Otherwise Noted
WIDTH/GIRTH	THICKNESS/GAUGE	LENGTH	COLOR **	ADDITIONAL INFORMATION
		20'-0"	Varies	Met'l-Span Extruded Aluminum Vendor Item



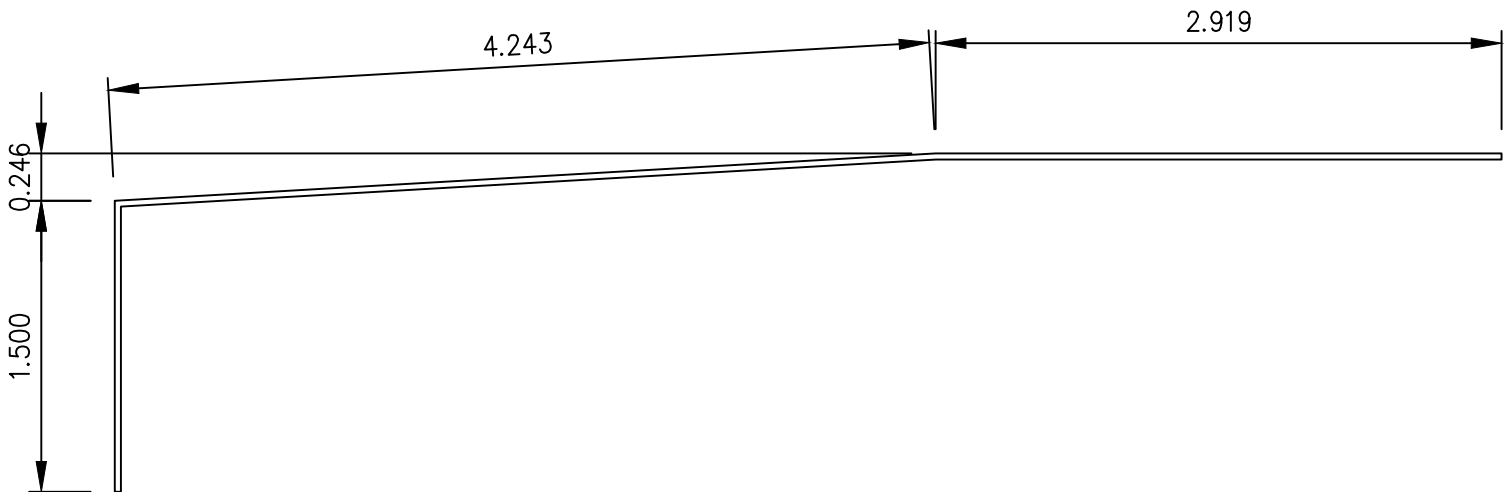
Note Regarding Exposed Surfaces:
Surfaces indicated as exposed are based on customarily exposed surfaces and can be modified to meet actual job requirements.

* This parts is same as 3" Sill Extrusion

** When an Applied Finish is Required the Color Side will Receive the Applied Finish Except Where Noted NAF (No Applied Finish)				All Bends Will Be 90° Unless Otherwise Noted
WIDTH/GIRTH	THICKNESS/GAUGE	LENGTH	COLOR **	ADDITIONAL INFORMATION
		20'-0"	Varies	Met'l-Span Extruded Aluminum Vendor Item

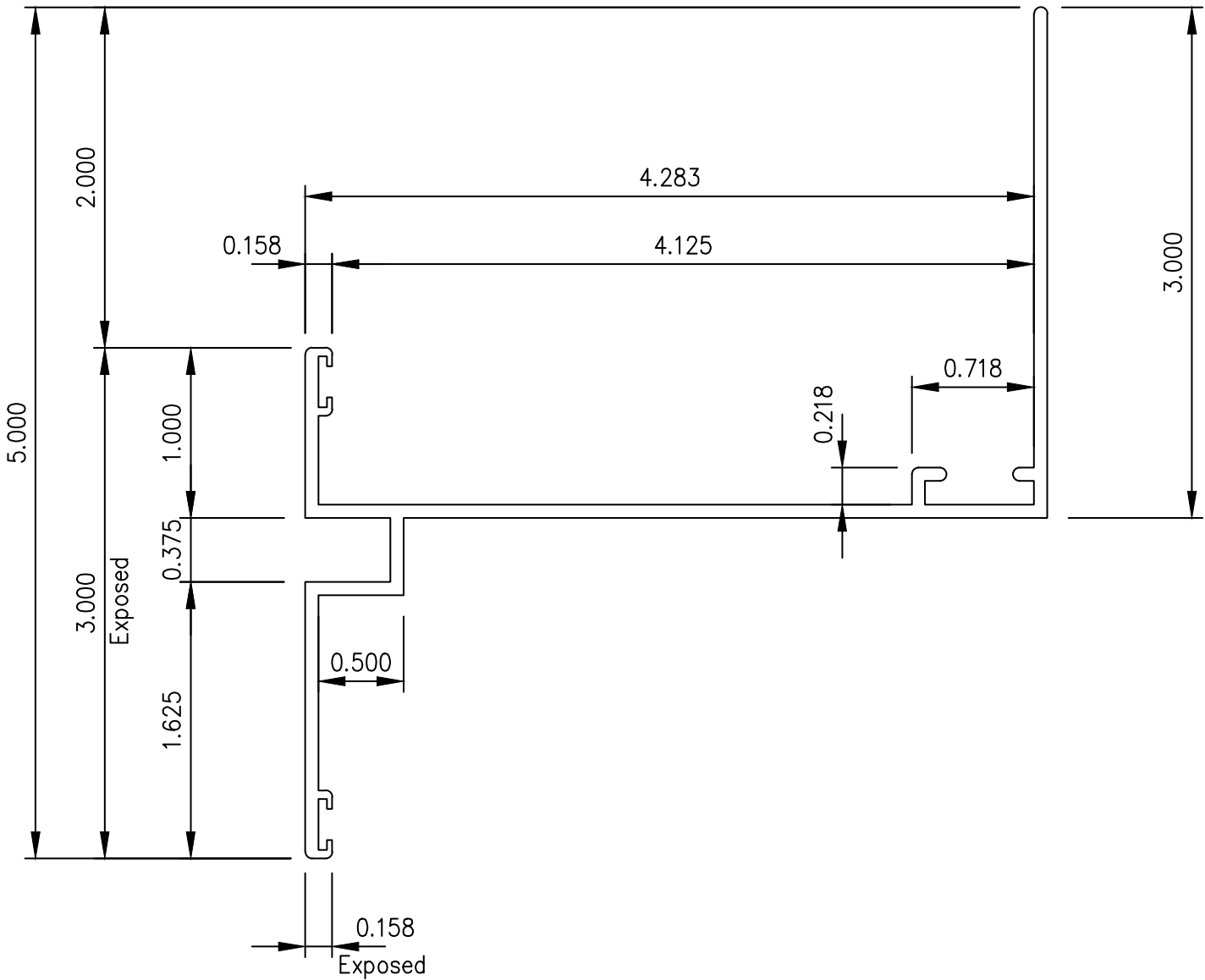
4" Sill Lap Strip

(Use with 9412ANC)



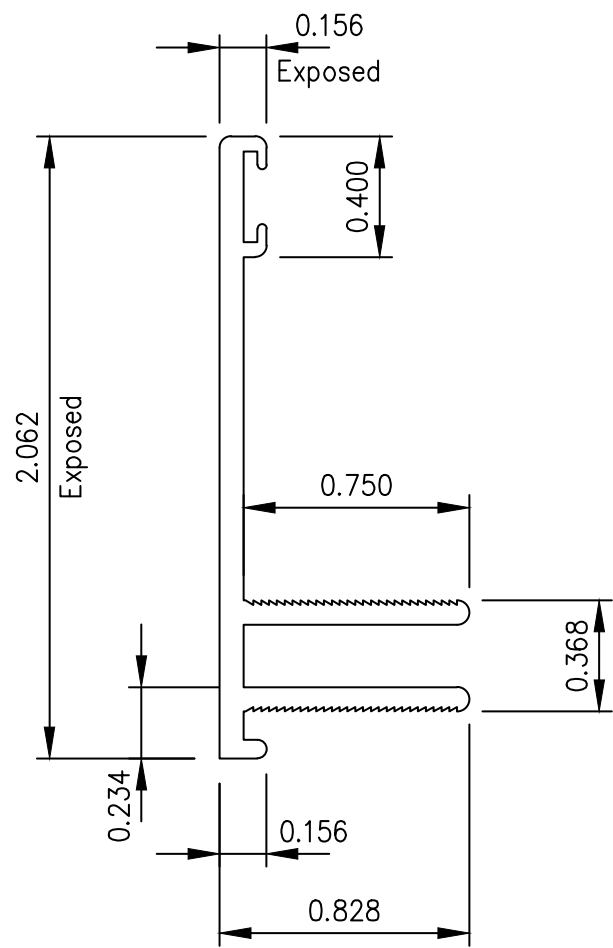
Note:
 * This parts is same as 3" Sill Lap Strip

** When an Applied Finish is Required the Color Side will Receive the Applied Finish Except Where Noted NAF (No Applied Finish)				All Bends Will Be 90° Unless Otherwise Noted
WIDTH/GIRTH	THICKNESS/GAUGE	LENGTH	COLOR **	ADDITIONAL INFORMATION
		6"	Unpainted	Met'I-Span Extruded Aluminum Vendor Item



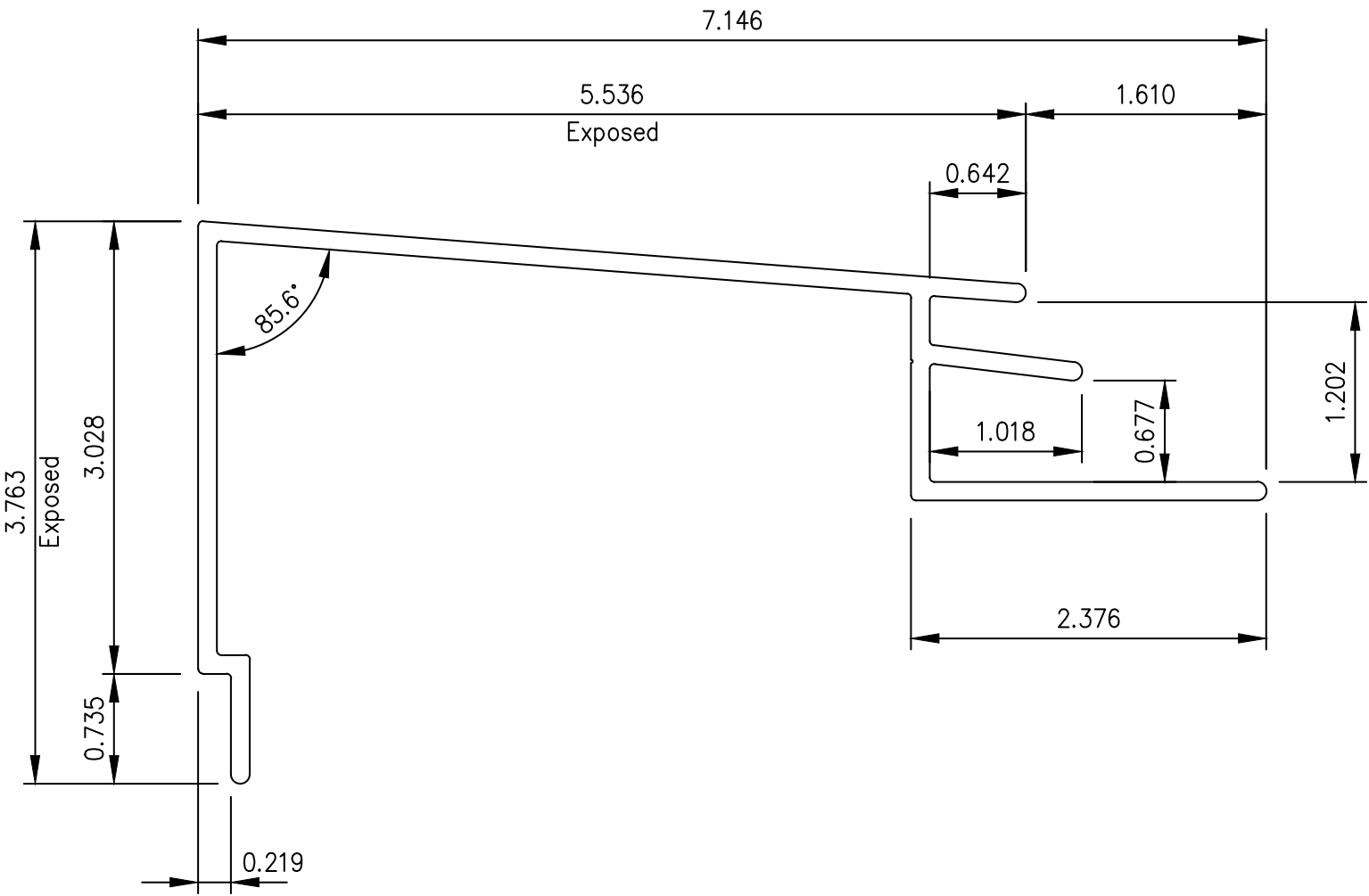
Note Regarding Exposed Surfaces:
Surfaces indicated as exposed are based on customarily exposed surfaces and can be modified to meet actual job requirements.

** When an Applied Finish is Required the Color Side will Receive the Applied Finish Except Where Noted NAF (No Applied Finish)				All Bends Will Be 90° Unless Otherwise Noted
WIDTH/GIRTH	THICKNESS/GAUGE	LENGTH	COLOR **	ADDITIONAL INFORMATION
		20'-0"	Varies	Met'l-Span Extruded Aluminum Vendor Item



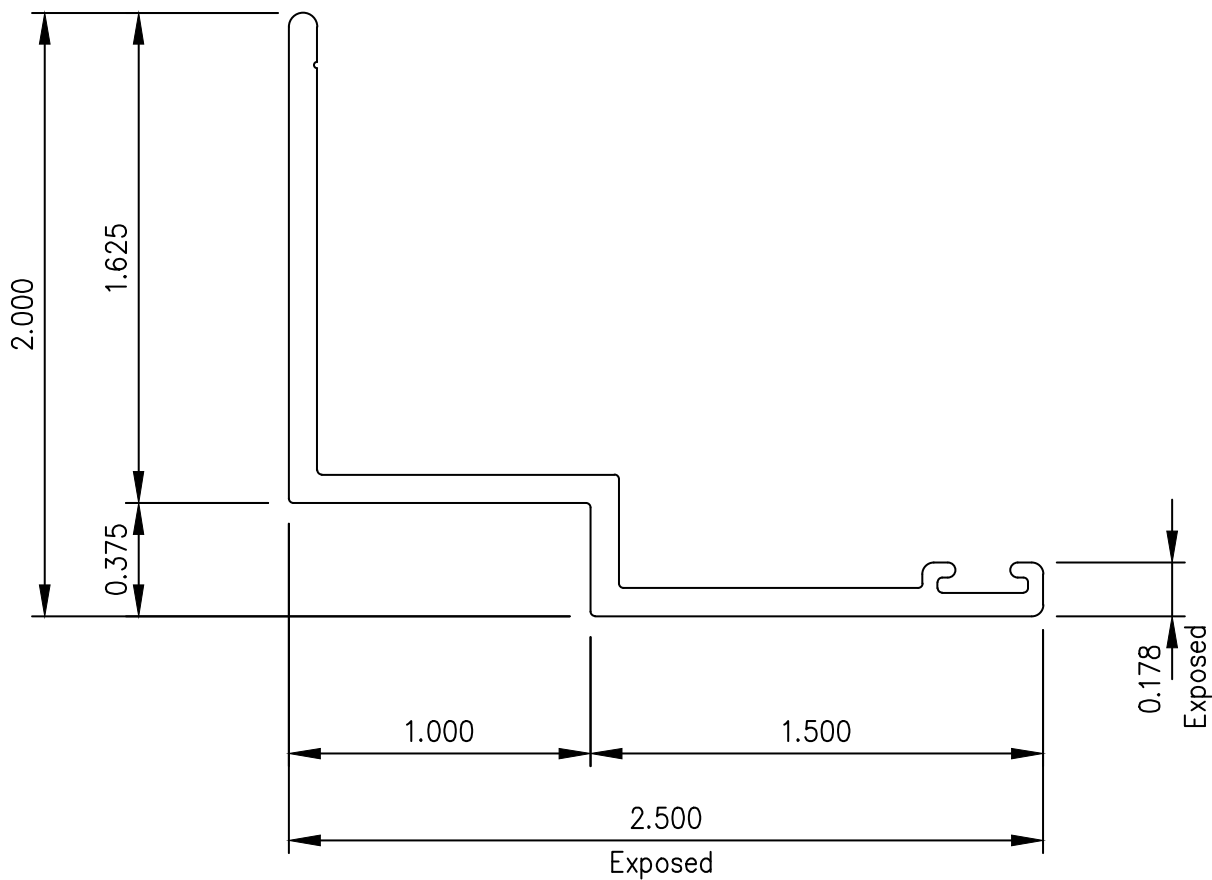
Note Regarding Exposed Surfaces:
Surfaces indicated as exposed are based on customarily exposed surfaces and can be modified to meet actual job requirements.

** When an Applied Finish is Required the Color Side will Receive the Applied Finish Except Where Noted NAF (No Applied Finish)				All Bends Will Be 90° Unless Otherwise Noted
WIDTH/GIRTH	THICKNESS/GAUGE	LENGTH	COLOR **	ADDITIONAL INFORMATION
		20'-0"	Varies	Met'l-Span Extruded Aluminum Vendor Item



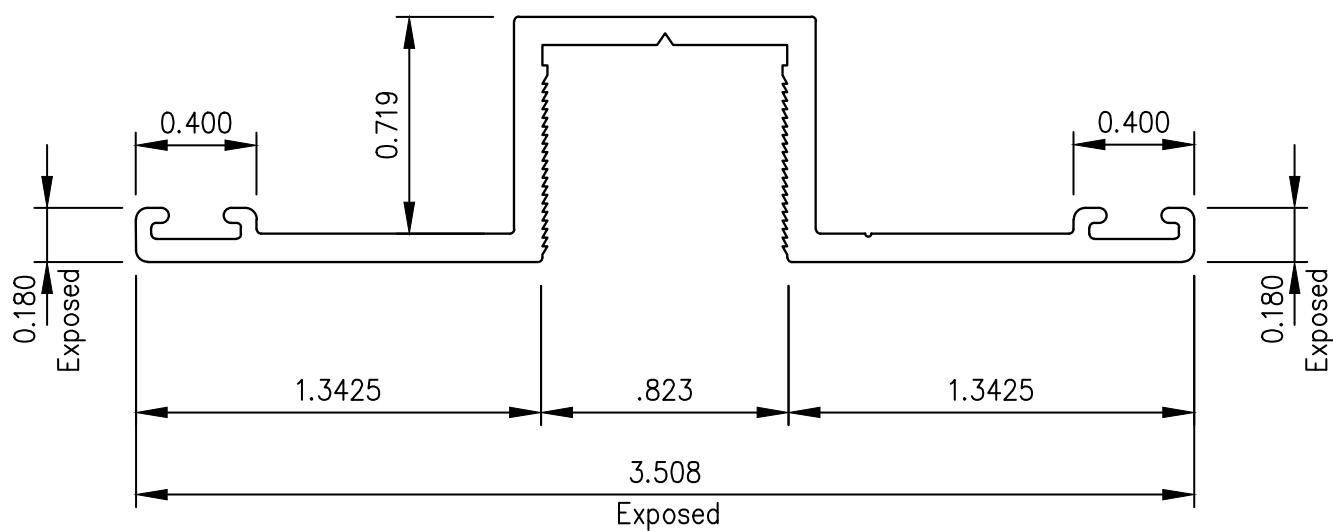
Note Regarding Exposed Surfaces:
Surfaces indicated as exposed are based on customarily exposed surfaces and can be modified to meet actual job requirements.

** When an Applied Finish is Required the Color Side will Receive the Applied Finish Except Where Noted NAF (No Applied Finish)				All Bends Will Be 90° Unless Otherwise Noted
WIDTH/GIRTH	THICKNESS/GAUGE	LENGTH	COLOR **	ADDITIONAL INFORMATION
		20'-0"	Varies	Met'I-Span Extruded Aluminum Vendor Item



Note Regarding Exposed Surfaces:
Surfaces indicated as exposed are based on customarily exposed surfaces and can be modified to meet actual job requirements.

** When an Applied Finish is Required the Color Side will Receive the Applied Finish Except Where Noted NAF (No Applied Finish)				All Bends Will Be 90° Unless Otherwise Noted
WIDTH/GIRTH	THICKNESS/GAUGE	LENGTH	COLOR **	ADDITIONAL INFORMATION
		20'-0"	Varies	Met'l-Span Extruded Aluminum Vendor Item



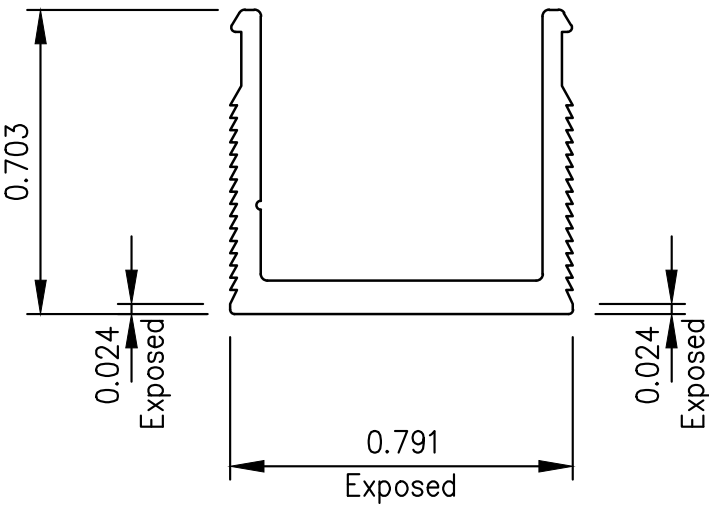
Note Regarding Exposed Surfaces:
Surfaces indicated as exposed are based on customarily exposed surfaces and can be modified to meet actual job requirements.

** When an Applied Finish is Required the Color Side will Receive the Applied Finish Except Where Noted NAF (No Applied Finish)				All Bends Will Be 90° Unless Otherwise Noted
WIDTH/GIRTH	THICKNESS/GAUGE	LENGTH	COLOR **	ADDITIONAL INFORMATION
		20'-0"	Varies	Met'l-Span Extruded Aluminum Vendor Item

2", 2.5", 3", 4" Flush Insert Extrusion

(Option: Use with 9447ANC)

part | 9448ANC Rev. 00 Date. DEC '19



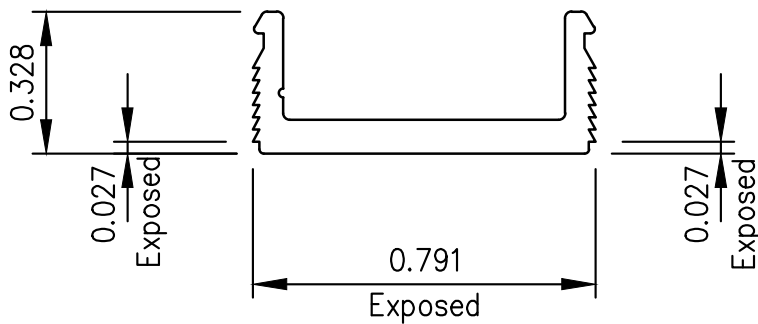
Note Regarding Exposed Surfaces:
Surfaces indicated as exposed are based on customarily exposed surfaces and can be modified to meet actual job requirements.

** When an Applied Finish is Required the Color Side will Receive the Applied Finish Except Where Noted NAF (No Applied Finish)				All Bends Will Be 90° Unless Otherwise Noted
WIDTH/GIRTH	THICKNESS/GAUGE	LENGTH	COLOR **	ADDITIONAL INFORMATION
		20'-0"	Varies	Met'I-Span Extruded Aluminum Vendor Item

2", 2.5", 3", 4" Recessed Insert Extrusion

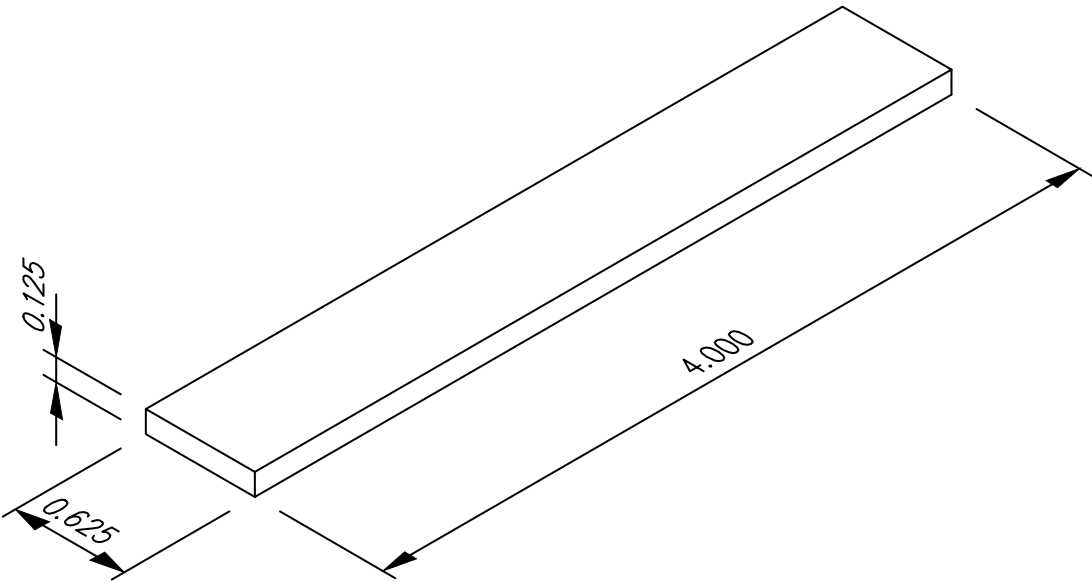
(Option: Use with 9447ANC)

part | 9449ANC Rev. 00 Date, DEC '19



Note Regarding Exposed Surfaces:
Surfaces indicated as exposed are based on customarily exposed surfaces and can be modified to meet actual job requirements.

** When an Applied Finish is Required the Color Side will Receive the Applied Finish Except Where Noted NAF (No Applied Finish)				All Bends Will Be 90° Unless Otherwise Noted
WIDTH/GIRTH	THICKNESS/GAUGE	LENGTH	COLOR **	ADDITIONAL INFORMATION
		20'-0"	Varies	Met'I-Span Extruded Aluminum Vendor Item

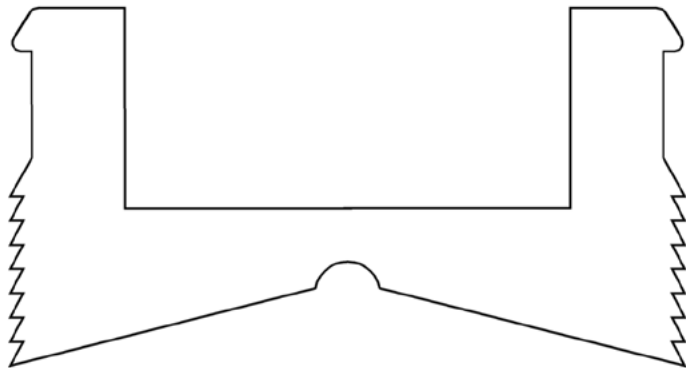


** When an Applied Finish is Required the Color Side will Receive the Applied Finish Except Where Noted NAF (No Applied Finish)				All Bends Will Be 90° Unless Otherwise Noted
WIDTH/GIRTH	THICKNESS/GAUGE	LENGTH	COLOR **	ADDITIONAL INFORMATION
		4"	Unpainted	Met'I-Span Extruded Aluminum Vendor Item

EPDM Recessed Gasket

(Option: Use with 9447ANC)

part I 7709NBK **Rev. 00 Date. DEC '19**



Wiper Gasket

part I 7800VGR **Rev. 00 Date. DEC '19**





1720 Lakepointe Drive, Suite #101

Lewisville, Texas 75057

Toll-free 877.585.9969 | **Tel:** 972.221.6656 | **Fax:** 972.420.9382

Web: metlspan.com